

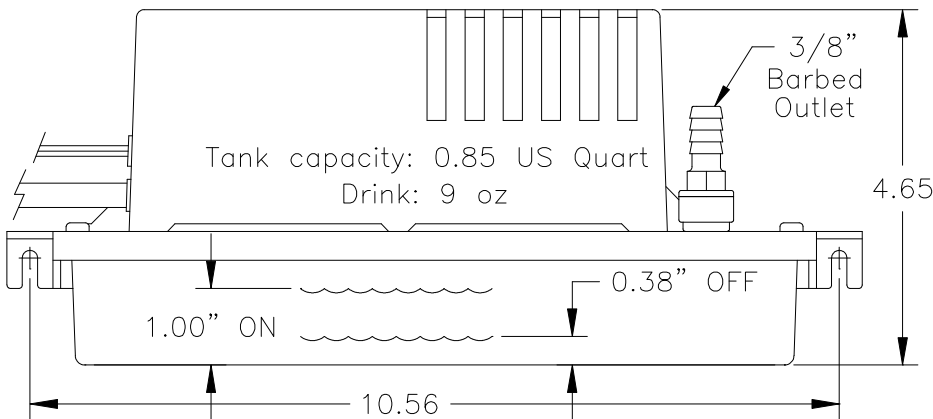



Low Pro CL20 Condensate Pumps

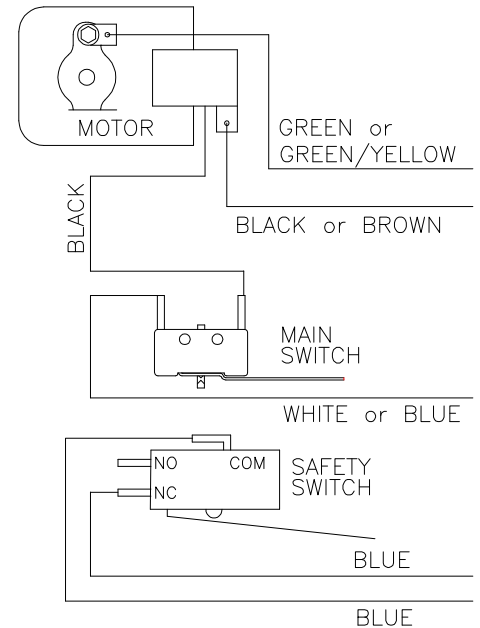
Low Profile Condensate Pump with reliable dual float design with removable quiet duck bill check valve



Model	Volts	Amps	Watts	HP	GPH				Shut off	Safety	Tubing
					@ 1'	@ 5'	@ 10'	@ 15'			
CL201UL	115	2.2	100	1/30	149	110	92	49	20'	Y	N
CL202UL	230	1.1	100	1/30	145	108	89	42	20'	Y	N
CL202ULHT	230	1.1	100	1/30	145	108	89	42	20'	Y	Y



Wiring Diagram



Power Cord- 6' with 3 prong grounding pin

Safety Switch leads: 14"

Plastics:

**ABS-Tank, Stand, Volute,
Motor Cover, Check Valve
Acetal-Impeller
Polypropylene-Floats**