

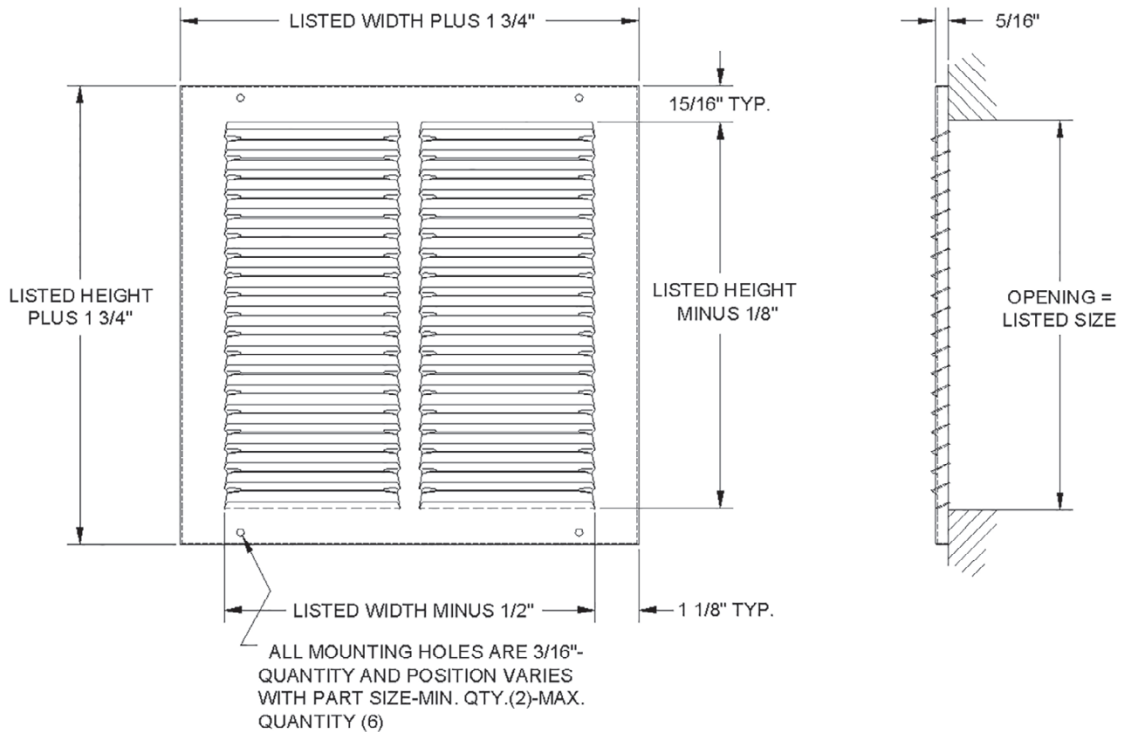


Series G25/A25 Return Air Grille



- Lanced face
- 1/2" spaced fins
- Steel construction (G25)
- Aluminum construction (A25)
- Vast number of sizes
- White finish
- Made in the U.S.A.

Dimensional Drawings



Return Air Grilles
& Filter Grilles

Performance Data, Series G25/A25 (selective sizes illustrated)

Unit Size Ak factor	Overall Size	Face Velocity	300	400	500	600	700
6 x 6 Ak .193	7 ³ / ₄ x 7 ³ / ₄	Cfm	58	77	96	116	135
		Pt	.021	.038	.058	.083	.113
10 x 6 Ak .315	11 ³ / ₄ x 7 ³ / ₄	Cfm	94	126	157	189	220
		Pt	.021	.037	.057	.081	.110
12 x 6 Ak .385	13 ³ / ₄ x 7 ³ / ₄	Cfm	116	154	193	231	270
		Pt	.021	.037	.057	.081	.110
12 x 8 Ak .514	13 ³ / ₄ x 9 ³ / ₄	Cfm	154	205	257	308	360
		Pt	.019	.032	.050	.074	.100
12 x 10 Ak .642	13 ³ / ₄ x 11 ³ / ₄	Cfm	193	257	321	385	449
		Pt	.017	.031	.049	.072	.092

Performance Data, Series G25/A25 (continued; selective sizes illustrated)

Unit Size Ak factor	Overall Size	Face Velocity	300	400	500	600	700
12 x 12 Ak .770	13 ³ / ₄ x 13 ³ / ₄	Cfm	231	308	385	462	539
		Pt	.016	.029	.046	.066	.088
14 x 6 Ak .456	15 ³ / ₄ x 7 ³ / ₄	Cfm	137	182	228	273	319
		Pt	.020	.034	.054	.078	.105
14 x 8 Ak .608	15 ³ / ₄ x 9 ³ / ₄	Cfm	182	243	304	365	425
		Pt	.018	.032	.050	.073	.099
14 x 10 Ak .760	15 ³ / ₄ x 11 ³ / ₄	Cfm	228	304	380	456	532
		Pt	.016	.029	.046	.068	.089
14 x 12 Ak .912	15 ³ / ₄ x 13 ³ / ₄	Cfm	273	365	456	547	638
		Pt	.015	.027	.043	.062	.084
14 x 14 Ak 1.063	15 ³ / ₄ x 15 ³ / ₄	Cfm	319	425	532	638	744
		Pt	.014	.025	.038	.055	.076
16 x 8 Ak .702	17 ³ / ₄ x 9 ³ / ₄	Cfm	211	281	351	421	491
		Pt	.017	.031	.049	.072	.092
16 x 10 Ak .877	17 ³ / ₄ x 11 ³ / ₄	Cfm	263	351	439	526	614
		Pt	.016	.028	.045	.065	.087
16 x 16 Ak 1.403	17 ³ / ₄ x 17 ³ / ₄	Cfm	421	561	702	842	982
		Pt	.013	.023	.036	.053	.072
18 x 8 Ak .770	19 ³ / ₄ x 9 ³ / ₄	Cfm	231	308	385	462	539
		Pt	.016	.029	.046	.068	.089
18 x 12 Ak 1.156	19 ³ / ₄ x 13 ³ / ₄	Cfm	347	462	578	693	809
		Pt	.014	.025	.038	.055	.076
18 x 18 Ak 1.734	19 ³ / ₄ x 19 ³ / ₄	Cfm	520	693	867	1040	1214
		Pt	.013	.023	.035	.051	.070
20 x 6 Ak .629	21 ³ / ₄ x 7 ³ / ₄	Cfm	189	252	315	378	441
		Pt	.018	.032	.050	.073	.099
20 x 12 Ak 1.259	21 ³ / ₄ x 13 ³ / ₄	Cfm	378	504	629	765	881
		Pt	.014	.024	.037	.054	.075
20 x 14 Ak 1.469	21 ³ / ₄ x 15 ³ / ₄	Cfm	441	587	734	881	1028
		Pt	.013	.023	.036	.052	.071
20 x 20 Ak 2.098	21 ³ / ₄ x 21 ³ / ₄	Cfm	629	839	1049	1259	1469
		Pt	.011	.019	.031	.045	.060
24 x 6 Ak .770	25 ³ / ₄ x 7 ³ / ₄	Cfm	231	308	385	462	539
		Pt	.017	.030	.047	.067	.090
24 x 10 Ak 1.284	25 ³ / ₄ x 11 ³ / ₄	Cfm	385	514	642	770	899
		Pt	.013	.023	.036	.053	.072
24 x 12 Ak 1.541	25 ³ / ₄ x 13 ³ / ₄	Cfm	462	616	770	925	1079
		Pt	.013	.023	.036	.052	.070
24 x 14 Ak 1.798	25 ³ / ₄ x 15 ³ / ₄	Cfm	539	719	899	1079	1258
		Pt	.012	.022	.034	.049	.063
24 x 24 Ak 3.082	25 ³ / ₄ x 25 ³ / ₄	Cfm	925	1233	1541	1849	2157
		Pt	.009	.016	.025	.037	.050
30 x 6 Ak .944	31 ³ / ₄ x 7 ³ / ₄	Cfm	283	378	472	566	661
		Pt	.015	.027	.043	.062	.084

Performance Data, Series G25/A25 (continued; selective sizes illustrated)

Unit Size Ak factor	Overall Size	Face Velocity	300	400	500	600	700
30 x 8 Ak 1.259	31 ³ / ₄ x 9 ³ / ₄	Cfm	378	504	629	755	881
		Pt	.014	.024	.037	.054	.075
30 x 10 Ak 1.574	31 ³ / ₄ x 11 ³ / ₄	Cfm	472	629	787	944	1102
		Pt	.014	.023	.036	.052	.070
30 x 12 Ak 1.888	31 ³ / ₄ x 13 ³ / ₄	Cfm	566	755	944	1133	1322
		Pt	.012	.021	.033	.048	.062
30 x 14 Ak 2.203	31 ³ / ₄ x 15 ³ / ₄	Cfm	661	881	1102	1322	1542
		Pt	.011	.019	.031	.044	.059
30 x 18 Ak 2.832	31 ³ / ₄ x 19 ³ / ₄	Cfm	850	1133	1416	1699	1983
		Pt	.010	.017	.030	.039	.053
30 x 20 Ak 3.147	31 ³ / ₄ x 21 ³ / ₄	Cfm	944	1259	1574	1888	2203
		Pt	.009	.016	.025	.036	.050
30 x 24 Ak 3.777	31 ³ / ₄ x 25 ³ / ₄	Cfm	1133	1511	1888	2266	2644
		Pt	.008	.015	.023	.032	.044

Product Sizes

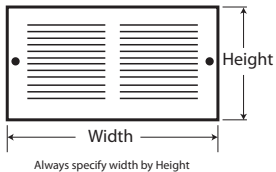
This catalog includes Performance Data for products. Such data varies by product size. However, the Performance Data does not always provide a full listing of available sizes for each product. See your authorized Continental distributor, or the Continental web site (www.continentalindustries.com) for a complete description of most commonly available sizes for each product.

Mounting Hole Guide for Return Air Grilles


		Width													
		6	8	10	12	14	16	18	20	24	25	30	36		
Height	3													3	
	4				A									4	
	5			2 Holes										5	
	6													6	
	8													8	
	10													10	
	12												D	12	
	14							B					6 Holes	14	
	16			C				4 Holes						16	
	18			4 Holes										18	
	20													20	
	24													24	
	25													25	
	30												F	30	
	36						E						8 Holes	36	
	42					6 Holes								42	
48													48		
		Width													
		6	8	10	12	14	16	18	20	24	25	30	36		

Return Air Grilles & Filter Grilles


"A" size grilles




"B" size grilles




"C" size grilles



"D" size grilles



"E" size grilles



"F" size grilles

