

# BACK MOUNT UNDERCOUNTER FREEZERS

## Back Mounted Condensing Unit

**ETB – Series** • ETBF1 • ETBSF2 • ETBF2 • ETBWF2 • ETBF3



▲ ETBF1



▲ ETBSF2



▲ ETBF2



▲ ETBWF2



▲ ETBF3

### Cabinet Construction

Heavy duty stainless steel interior and exterior, with galvanized steel finished bottom and back wall of exterior. High quality 16 gauge stainless steel worktop, ABS evaporator drain cover. 2.5" thick high density foamed-in-place polyurethane insulation. Four 4" diameter casters (front casters with brakes). Door heater installed around inside cabinet frame to prevent moisture build-up.

### Refrigeration System

- Back mounted condensing unit
- Oversized condenser and evaporator coils quickly achieve and maintain desired temperature
- Forced-air cooling with multiple evaporator fan motors provide balanced airflow throughout cabinet to ensure faster temperature drop
- Slide-out condensing unit for convenient repair and maintenance
- Front air breathing for built-in applications
- Environmentally friendly CFC free R-134A and R-404A refrigerant
- 350 watt defrost heater controlled by electrical timer
- Copper tube and aluminum fin evaporator with anti-corrosive coating
- Energy efficient condensate drain pan assembly heated by high side copper tube
- Pressure relief ports for rapid re-entry
- Pre-wired and ready to plug, 115V/60Hz/1Ph, NEMA 5-15P

### Doors

- Heavy duty stainless steel interior and exterior
- 2.5" thick foamed-in-place polyurethane insulation
- Rounded corners for a comfortable and hazard-free work space
- Heavy duty adjustable torsion spring self-closing door system
- One piece snap-in magnetic door gaskets for easy replacement
- Heavy duty recessed door handles for a flat surface
- Door locks
- Model available in left hinge upon request (ETBF1)

### Shelving

- Two epoxy coated wire shelves per section
- Stainless steel pilasters and shelf clips

### Temperature Control

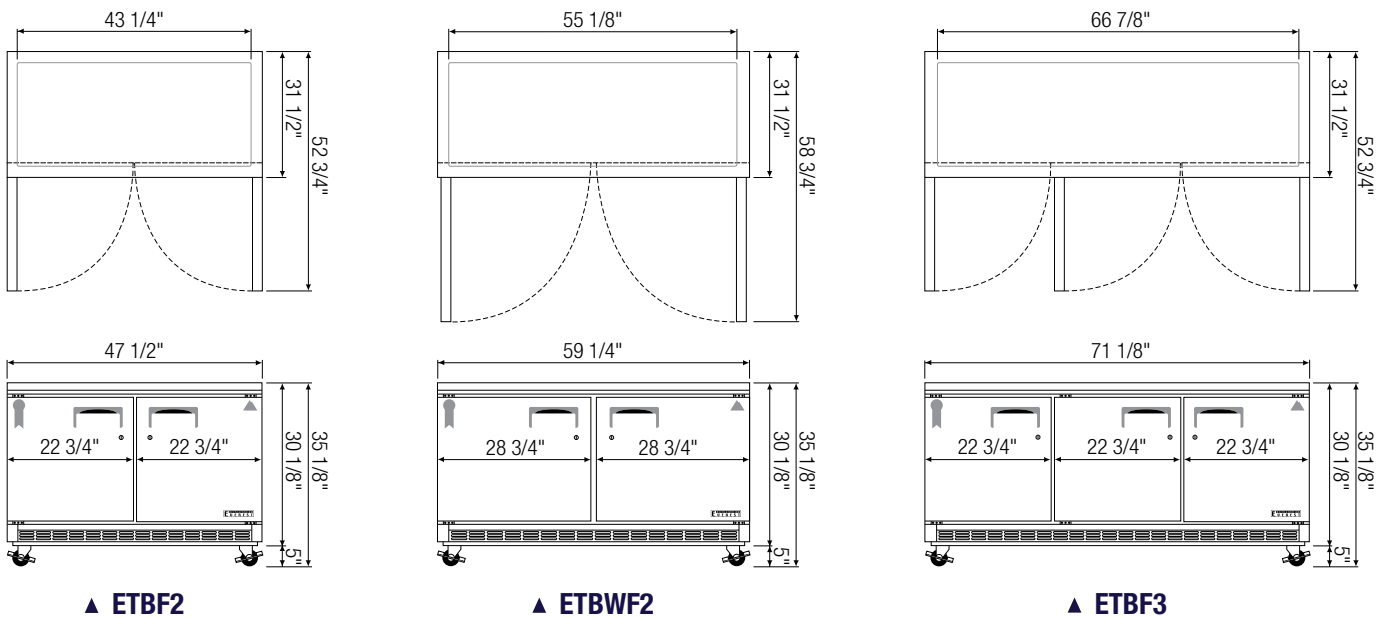
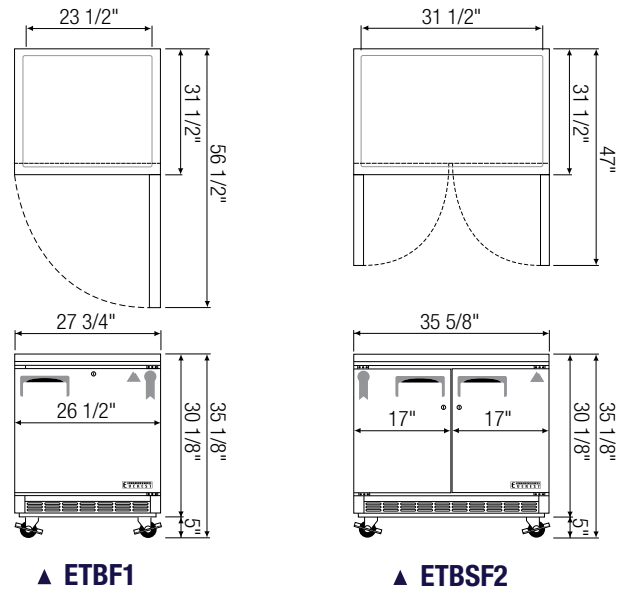
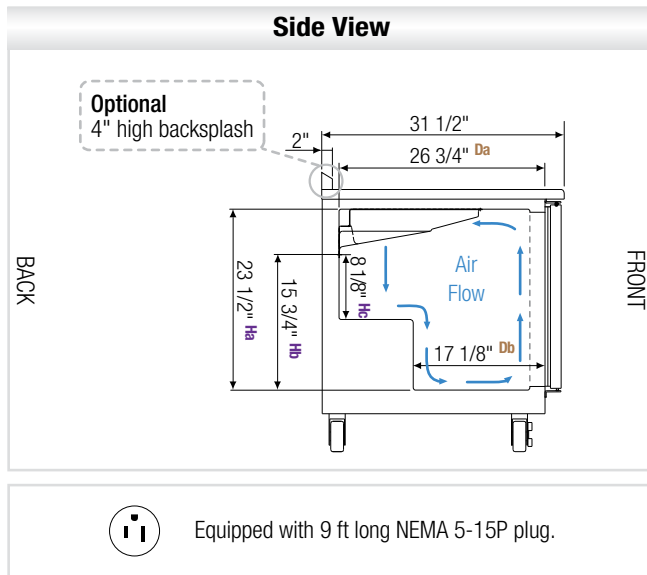
- Factory preset temperature, -4°F
- Temperature setting range from -5°F to 5°F
- Easy to set analog thermostat

### Options

- 4" high stainless steel backsplash for worktop use
- 2 1/2" diameter casters (3 1/2" overall height)



## Dimensions



Model	Ref/ Frz/ Dual	# of Doors	Capacity (Cu.Ft.)	HP	BTU/HR <sup>†</sup>	Refrigerant	# of Shelves	Power (V-Hz-Ph)	Amps	Crated Weight (LBS)	Exterior Dimensions (Inches)		
											L	D	H*
ETBF1	Frz	1	8.55	1/3+	3,074	R-134A	2	115-60-1	4.30	195	27 3/4	31 1/2	30 1/8
ETBSF2	Frz	2	11.46	1/3+	3,074	R-134A	4	115-60-1	6.90	231	35 5/8	31 1/2	30 1/8
ETBF2	Frz	2	15.73	1/3+	3,074	R-134A	4	115-60-1	6.90	270	47 1/2	31 1/2	30 1/8
ETBWF2	Frz	2	20.05	1/2	3,435	R-404A	4	115-60-1	7.15	320	59 1/4	31 1/2	30 1/8
ETBF3	Frz	3	24.33	1/2	3,435	R-404A	6	115-60-1	7.15	363	71 1/8	31 1/2	30 1/8

\* : Height does not include 5" for casters.

† : Based on evaporating temperature of 14°F (-10°C) & condensing temperature of 131°F (55°C).

Da, Db : Interior Depth    Ha, Hb, Hc : Interior Height

Specifications subject to change without notice.

Product dimensions are for general purposes and not absolute value. Product capacity(▶) is calculated based on standard industry figures. Slight variations may exist. If dimensions and capacity are critical, please contact Everest Refrigeration.



Please visit our website for updated Energy Efficiency information.