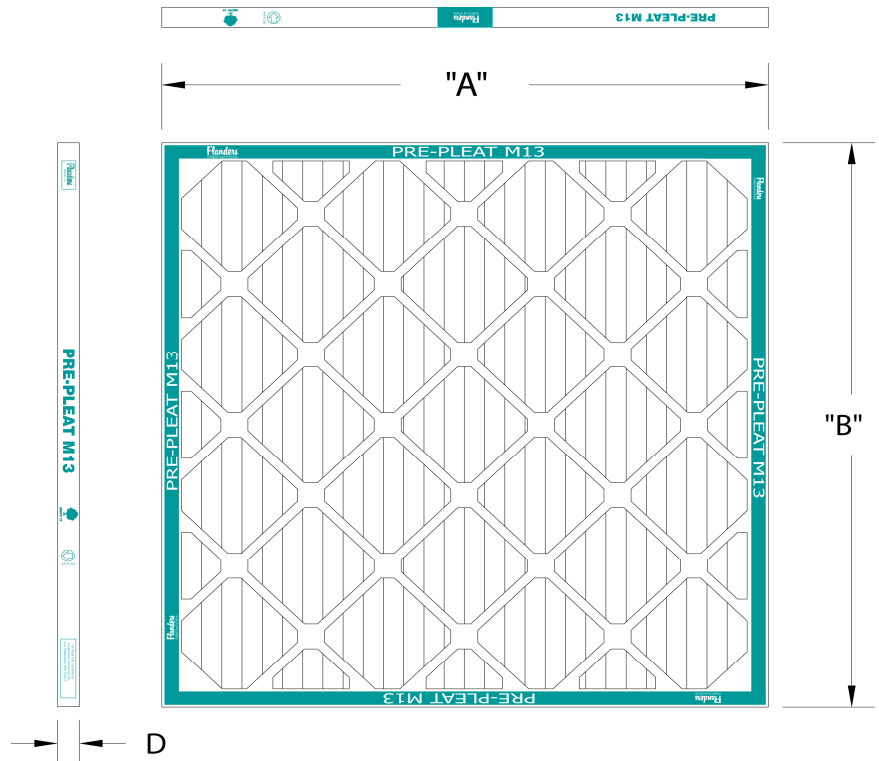


Nominal Depth (in.)	Pleat Count	Nominal Size WxHxD (in.)	300 FPM		500 FPM		Media Area (Sq. Ft.)	Weight Each (lbs)
			CFM	PD	CFM	PD		
1"	13	10x20x1	417	0.25	694	-	2.7	0.3
	15	12x20x1	500	0.25	833	-	3.1	0.3
	15	12x24x1	600	0.25	1000	-	3.7	0.4
	18	14x20x1	583	0.25	972	-	3.7	0.4
	18	14x25x1	729	0.25	1215	-	4.6	0.5
	19	15x20x1	625	0.25	1042	-	3.9	0.4
	20	16x20x1	667	0.25	1110	-	4.1	0.4
	20	16x24x1	800	0.25	1335	-	4.9	0.5
	20	16x25x1	833	0.25	1390	-	5.2	0.5
	23	18x20x1	750	0.25	1250	-	4.7	0.5
	23	18x24x1	900	0.25	1500	-	5.7	0.6
	23	18x25x1	938	0.25	1563	-	5.9	0.6
	25	20x20x1	833	0.25	1390	-	5.1	0.5
	25	20x24x1	1000	0.25	1667	-	6.2	0.6
	25	20x25x1	1042	0.25	1735	-	6.4	0.6
	30	24x24x1	1200	0.25	2000	-	7.4	0.7
	32	25x25x1	1302	0.25	2170	-	8.3	0.8

Nominal Size	Actual Size		
	A	B	D
10x20x1	9 1/2"	19 1/2"	3/4"
12x20x1	11 1/2"	19 1/2"	3/4"
12x24x1	11 3/8"	23 3/8"	3/4"
14x20x1	13 1/2"	19 1/2"	3/4"
14x25x1	13 1/2"	24 1/2"	3/4"
15x20x1	14 1/2"	19 1/2"	3/4"
16x20x1	15 1/2"	19 1/2"	3/4"
16x24x1	15 3/8"	23 3/8"	3/4"
16x25x1	15 1/2"	24 1/2"	3/4"
18x20x1	17 1/2"	19 1/2"	3/4"
18x24x1	17 3/8"	23 3/8"	3/4"
18x25x1	17 1/2"	24 1/2"	3/4"
20x20x1	19 1/2"	19 1/2"	3/4"
20x24x1	19 3/8"	23 3/8"	3/4"
20x25x1	19 1/2"	24 1/2"	3/4"
24x24x1	23 3/8"	23 3/8"	3/4"
25x25x1	24 1/2"	24 1/2"	3/4"



Notes:

1. PD represents clean pressure drop in inches w.g. The recommended final pressure drop for all models is 1.0 in. w.g. System design may dictate a lower change-out point.
2. Contact factory for latest actual test data on specific Flanders models.

Specifications:

1. Media is 100% non-woven electronically enhanced synthetic media manufactured from recyclable material.
2. The media is supported by an expanded metal continuously laminated on the air leaving side to provide pleat stability while eliminating flutter.
3. Pleat design is a V-Pleat configuration that aids in reducing pressure drop and energy costs and allows total media usage, providing maximum airflow.
4. Frame is a two-piece construction, made of a heavy duty 24 point moisture resistant material. Diagonal and horizontal support members are bonded to the media on both sides.
5. Provides initial efficiency of MERV 13 per ASHRAE Standard 52.2 Classified UL 900 Class 2.
6. Meets LEED® Green Building criteria for minimum efficiency.

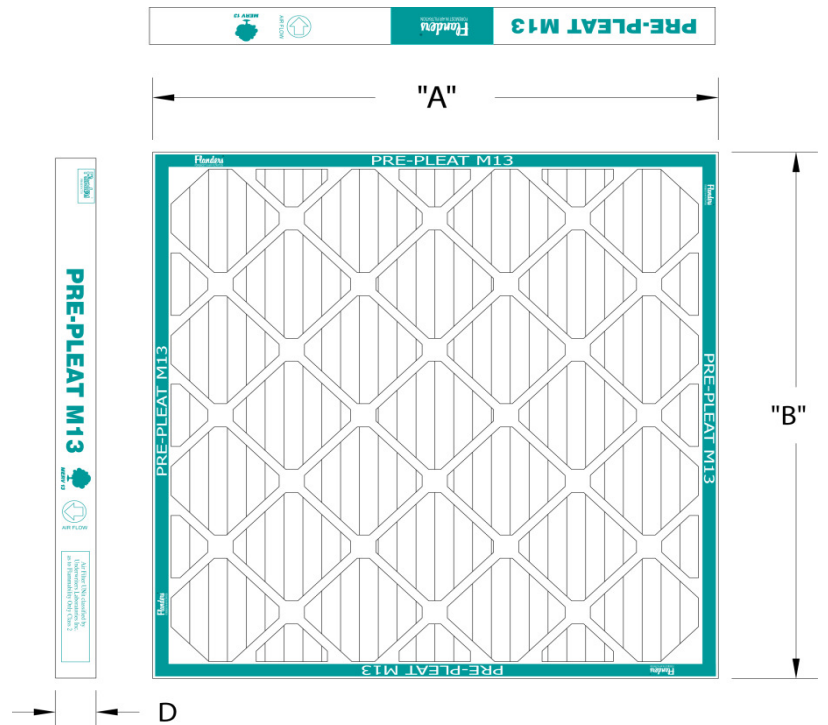
1" PrePleat M13	90013.01xxxx
-----------------	--------------

Model No.	Qty:
Model No.	Qty:
Model No.	Qty:

Customer		
Customer order No.		
Flanders order No.		
Title:	1 Inch Deep Pre Pleat M13 Filter	
Drawing No. 1" PPM13	Date 9/19/2011	Rev. B

Nominal Depth (in.)	Pleat Count	Nominal Size WxHxD (in.)	300 FPM		500 FPM		Media Area (Sq. Ft.)	Weight Each (lbs)
			CFM	PD	CFM	PD		
2"	13	10x20x2	417	0.15	694	0.30	6.1	0.6
	15	12x20x2	500	0.15	833	0.30	7.3	0.7
	15	12x24x2	600	0.15	1000	0.30	8.8	0.8
	18	14x20x2	583	0.15	972	0.30	8.5	0.8
	18	14x25x2	729	0.15	1215	0.30	10.6	1.0
	19	15x20x2	625	0.15	1042	0.30	9.1	0.8
	20	16x20x2	667	0.15	1110	0.30	9.7	0.9
	20	16x24x2	800	0.15	1335	0.30	11.2	1.0
	20	16x25x2	833	0.15	1390	0.30	12.2	1.1
	23	18x20x2	750	0.15	1250	0.30	10.9	1.2
	23	18x24x2	900	0.15	1500	0.30	13.1	1.3
	23	18x25x2	938	0.15	1563	0.30	13.7	1.1
	25	20x20x2	833	0.15	1390	0.30	12.2	1.3
	25	20x24x2	1000	0.15	1667	0.30	14.6	1.3
	25	20x25x2	1042	0.15	1735	0.30	15.2	1.5
	30	24x24x2	1200	0.15	2000	0.30	17.5	1.6
31	25x25x2	1302	0.15	2170	0.30	19.0	1.6	

Nominal Size	Actual Size		
	A	B	D
10x20x2	9 7/16"	19 1/2"	1 3/4"
12x20x2	11 1/2"	19 1/2"	1 3/4"
12x24x2	11 3/8"	23 3/8"	1 3/4"
14x20x2	13 1/2"	19 1/2"	1 3/4"
14x25x2	13 1/2"	24 1/2"	1 3/4"
15x20x2	14 1/2"	19 1/2"	1 3/4"
16x20x2	15 1/2"	19 1/2"	1 3/4"
16x24x2	15 3/8"	23 3/8"	1 3/4"
16x25x2	15 1/2"	24 1/2"	1 3/4"
18x20x2	17 1/2"	19 1/2"	1 3/4"
18x24x2	17 3/8"	23 3/8"	1 3/4"
18x25x2	17 1/2"	24 1/2"	1 3/4"
20x20x2	19 1/2"	19 1/2"	1 3/4"
20x24x2	19 3/8"	23 3/8"	1 3/4"
20x25x2	19 1/2"	24 1/2"	1 3/4"
24x24x2	23 3/8"	23 3/8"	1 3/4"
25x25x2	24 1/2"	24 1/2"	1 3/4"



Notes:

1. PD represents clean pressure drop in inches w.g. The recommended final pressure drop for all models is 1.0 in. w.g. System design may dictate a lower change-out point.
2. Contact factory for latest actual test data on specific Flanders models.

Specifications:

1. Media is 100% non-woven electronically enhanced synthetic media manufactured from recyclable material.
2. The media is supported by an expanded metal continuously laminated on the air leaving side to provide pleat stability while eliminating flutter.
3. Pleat design is a V-Pleat configuration that aids in reducing pressure drop and energy costs and allows total media usage, providing maximum airflow.
4. Frame is a two-piece construction, made of a heavy duty 24 point moisture resistant material. Diagonal and horizontal support members are bonded to the media on both sides.
5. Provides initial efficiency of MERV 13 per ASHRAE Standard 52.2 Classified UL 900 Class 2.
6. Meets LEED® Green Building criteria for minimum efficiency.

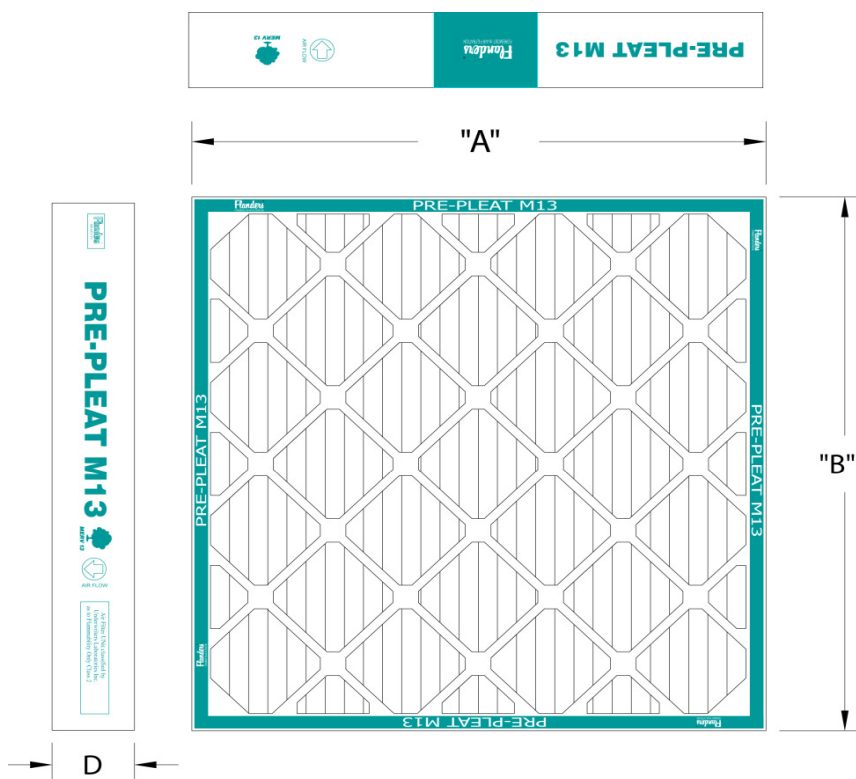
2" PrePleat M13	90013.02xxxx
-----------------	--------------

Model No.	Qty:
Model No.	Qty:
Model No.	Qty:

Customer		
Customer order No.		
Flanders order No.		
Title:	2 Inch Deep Pre Pleat M13 Filter	
Drawing No. 2" PPM13	Date 9/19/2011	Rev. A

Nominal Depth (in.)	Pleat Count	Nominal Size WxHxD (in.)	300 FPM		500 FPM		Media Area (Sq. Ft.)	Weight Each (lbs)
			CFM	PD	CFM	PD		
4"	9	12x24x4	600	0.13	1000	0.23	11.3	0.9
	12	16x20x4	667	0.13	1110	0.23	12.5	1.0
	12	16x25x4	833	0.13	1390	0.23	15.6	1.3
	14	18x24x4	900	0.13	1500	0.23	17.5	1.4
	15	20x20x4	833	0.13	1390	0.23	15.6	1.3
	15	20x24x4	1000	0.13	1667	0.23	18.8	1.5
	15	20x25x4	1042	0.13	1735	0.23	19.6	1.6
	18	24x24x4	1200	0.13	2000	0.23	22.6	1.8
	21	28x30x4	1750	0.13	2915	0.23	32.6	2.8

Nominal Size	Actual Size		
	A	B	D
12x24x4	11 3/8"	23 3/8"	3 3/4"
16x20x4	15 1/2"	19 1/2"	3 3/4"
16x25x4	15 1/2"	24 1/2"	3 3/4"
18x24x4	17 3/8"	23 3/8"	3 3/4"
20x20x4	19 1/2"	19 1/2"	3 3/4"
20x24x4	19 3/8"	23 3/8"	3 3/4"
20x25x4	19 1/2"	24 1/2"	3 3/4"
24x24x4	23 3/8"	23 3/8"	3 3/4"
28x30x4	27 1/2"	29 1/2"	3 3/4"



Notes:

1. PD represents clean pressure drop in inches w.g. The recommended final pressure drop for all models is 1.0 in. w.g. System design may dictate a lower change-out point.
2. Contact factory for latest actual test data on specific Flanders models.

Specifications:

1. Media is 100% non-woven electronically enhanced synthetic media manufactured from recyclable material.
2. The media is supported by an expanded metal continuously laminated on the air leaving side to provide pleat stability while eliminating flutter.
3. Pleat design is a V-Pleat configuration that aids in reducing pressure drop and energy costs and allows total media usage, providing maximum airflow.
4. Frame is a two-piece construction, made of a heavy duty 24 point moisture resistant material. Diagonal and horizontal support members are bonded to the media on both sides.
5. Provides initial efficiency of MERV 13 per ASHRAE Standard 52.2 Classified UL 900 Class 2.
6. Meets LEED® Green Building criteria for minimum efficiency.

4" PrePleat M13	90013.04xxxx
-----------------	--------------

Model No.	Qty:
Model No.	Qty:
Model No.	Qty:

Customer		
Customer order No.		
Flanders order No.		
Title:	4 Inch Deep Pre Pleat M13 Filter	
Drawing No.	Date	Rev.
4" PPM13	9/19/2011	A