

**STANDARD CONSTRUCTION**
**FRAME:**

ROLL FORMED ALUMINUM ASSEMBLED USING CORNER CLIPS TO ASSURE HAIRLINE MITERED CORNERS.

**BLADES:**

TEAR-DROP SHAPE ROLL FORMED ALUMINUM. EACH BLADE IS INDIVIDUALLY ADJUSTABLE (WITHOUT USE OF SPECIAL TOOLS). BLADES ARE SPACED 3/4" ON CENTERS AND ARE MOUNTED ON PRESSURE FITTED POLYPROPYLENE RETAINERS TO ASSURE A QUIET AND RIGID ASSEMBLY.

VM: VERTICAL BLADES

HM: HORIZONTAL BLADES

**VANES:**

DEFLECTION VANES ARE EASILY SET WITHOUT USE OF SPECIAL TOOLS.

**DAMPER:**

MULTI-SHUTTER DAMPER IS EASILY ADJUSTED.

**DEPTH:**

NARROW DEPTH OF DAMPER DESIGN ALLOWS GRILL/DAMPER COMBINATION TO BE USED IN STACKHEADS OF MINIMUM DEPTHS.

**GASKET:**

RUBBER GASKET IN COMPLIANCE WITH FLORIDA STATE BUILDING CODE.

**OPTIONAL:**

MODEL PF PLASTER FRAMES ARE AVAILABLE.

**FINISH:**

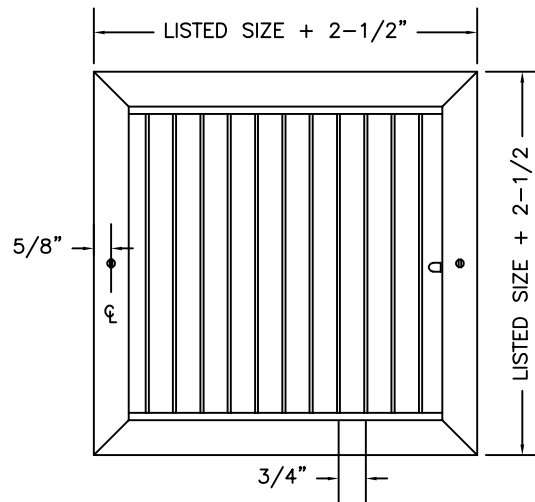
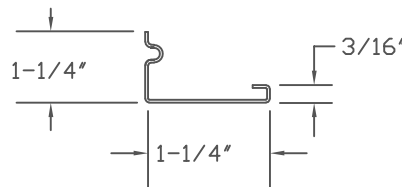
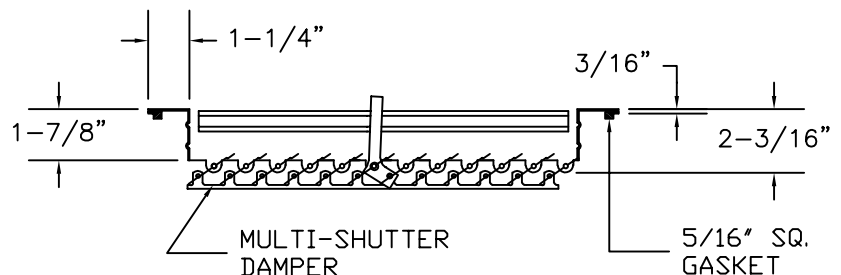
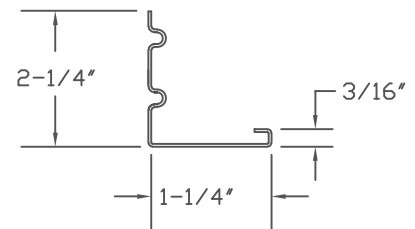
SKY-WHITE (STANDARD)

MILL FINISH (OPTIONAL)

**SIZES:**

4" X 4" MIN

24" X 12" MAX


**STANDARD FRAME PROFILE**

**EXTRUDED FRAME PROFILE**


JOB NAME:
LOCATION:
ARCHITECT:
ENGINEER:
CONTRACTOR:
<p>CONTACT GRILLE TECH INC. FOR ADDITIONAL INFORMATION OR WITH SPECIAL REQUIREMENTS.</p> <p>5101 NW 36TH AVE MIAMI, FL 33142 PHONE: 305-537-0053 FAX: 305-537-0064</p> <p>WEB: WWW.GRILLETECHINC.COM EMAIL: SALES@GRILLETECHINC.COM</p>

**MODEL VM AND HM**

ALUMINUM SINGLE DEFLECTION SUPPLY  
WITH MULTI-SHUTTER DAMPER

NOTE: ALL DRAWINGS SUBJECT TO CHANGE WITHOUT PRIOR NOTICE.

DRAWN BY:	MR	DATE:	6/10/17	SCALE:	NOT TO SCALE	DRAWING NO.	VM/HM
CHECKED BY:	IG	DATE:	6/30/17	REVISION:	6/10/17		