

Panasonic

WhisperCeiling™ VENTILATION FAN

FV-05VQ5, FV-08VQ5, FV-11VQ5, FV-15VQ5, FV-20VQ3,
FV-30VQ3, FV-40VQ4*



FV-08VQ5

WhisperLite® VENTILATION FAN

FV-08VQL6, FV-11VQL6, FV-15VQL6



FV-11VQL6

- Quiet, yet powerful – ideal for new and remodel residential applications
- Integrated 4" or 6" duct adaptor on 50-110 CFM models
- Large volume (190-390) CFM options available for light commercial use
- WhisperLite models feature (2) 13 Watt self-ballasted GU24 base CFL lamps
- Can be used to comply with ASHRAE 62.2, LEED, IAP, EarthCraft, CA Title 24 and WA state code

ADDITIONAL BENEFITS

- Built-in metal flange provides blocking for penetrations through drywall as an Air Barrier, and assists with the decrease in leakage in the Building Envelope during blower door testing
- UL listed for tub/shower enclosure when GFCI protected
- 80-150 CFM models fit in 2 x 8 construction
- Optional designer grille and radiation damper available for some models
- 3 year warranty on parts, 3 year on CFL lamps

* FV-40VQ4 does not comply with the ENERGY STAR® 4.0 standard.



★★★★★ 6 YEARS IN A ROW

WhisperCeiling, WhisperLite Ventilation Fans

Quiet Operation at 0.25" Water Gauge Static Pressure (INSTALLED PERFORMANCE)

Any manufacturer can achieve low noise levels at 0.1" w.g. – the amount of static pressure with 10 feet of duct and a wall cap. But today's houses have longer and more complicated duct runs. Since 0.1" w.g. is an unrealistic amount of static pressure when installed, ASHRAE, ENERGY STAR®, and LEED for Homes, have set the industry standard for performance measurement at 0.25" w.g. Panasonic leads the way with incomparable noise levels at both 0.1" and 0.25" w.g.



Specifications		WhisperCeiling												WhisperLite							
		FV-05VQ5		FV-08VQ5		FV-11VQ5		FV-15VQ5		FV-20VQ3		FV-30VQ3		FV-40VQ4		FV-08VQL6		FV-11VQL6		FV-15VQL6	
Characteristics (HVI Certified Data for 0.1" S.P.)	Static pressure in inches w. g.	0.1	0.25	0.1	0.25	0.1	0.25	0.1	0.25	0.1	0.25	0.1	0.25	0.1	0.25	0.1	0.25	0.1	0.25	0.1	0.25
	Air Volume (CFM)	50	36	80	62	110	91	150	127	190	144	290	257	390	356	80	62	110	90	150	128
	Noise (sones)	<0.3	0.4	<0.3	0.4	<0.3	0.5	<0.3	0.5	1.3	NA	2	N/A	3	3	<0.3	0.4	0.5	0.6	0.9	1.0
	Power Consumption (Watts)	11.1	11.7	14.7	14.5	21.1	20.7	28.4	27.3	42	42	64	62	111.4	109.6	14.9	14.7	23.4	23.0	31.8	30.9
	Energy Efficiency (CFMs/Watt)	4.7	3.2	5.8	4.5	5.3	4.5	5.3	4.7	4.5	3.4	4.5	4.1	3.5	3.3	5.5	4.3	4.7	3.9	4.8	4.2
	Speed	731	1060	829	1089	950	1161	691	911	696	871	877	990	793	874	863	1117	1006	1193	800	988
	Current	0.09	0.10	0.12	0.12	0.18	0.17	0.24	0.23	0.35	0.35	0.53	0.52	0.99	0.98	0.12	0.12	0.20	0.19	0.27	0.26
	"MAX Current (amps)"	0.09		0.12		0.19		0.24		0.41		0.61		1.00		0.13		0.19		0.25	
	Power Rating (V/Hz)	120/60												120/60							
Specifications	Motor Type	AC												AC							
	Type of Motor Bearing	Ball												Ball							
	Thermal Fuse Protection	Yes												Yes							
	Blower Wheel Type	Sirocco												Sirocco							
	ENERGY STAR Qualified	Yes												Yes							
Installation	Duct Diameter (inches)	4 or 6		4 or 6		4 or 6		6						4 or 6		4 or 6		6			
	Mounting Opening (inches sq.)	10-1/2						12-3/16				14-3/4		10-1/2							
	Grille Size (inches sq.)	13		13		13		13		15				17-11/16		13		13		13	
Light Specifications	Lamp Watts													2 x 13W*							
	Lumens (lm)													998lm per lamp*							
	Lumens Per Watt (LPW)													75LPW*							
	Color Rendering Index													>80							
	Color Temperature (Kelvin)													3500K							
	Rated Life (hours)													10000							
	Lamp Model #													MLS13GU35							
	Type of Lamp Socket													GU24							
Night-Light Specs	Night Light Watts													4							
Shipping	Gross Weight (lbs.)	10.4		10.4		10.4		11.5		16.8		18.2		27.1		12.6		12.6		13.7	
Approved Code/Standard/Regulation	UL Tub/Shower Enclosure	Yes												Yes							
	Washington State VIAQ Code	Yes												Yes							
	California Title 24 Compliant	Yes												Yes							
	Mfg in ISO 9001 Certified Facility	Yes												Yes							

*As tested by an EPA recognized lab

**Lamp contains mercury. Dispose of according to local, state and federal laws.

NOTE: 0.25" w.g. = Installed Performance

Power of Performance, Efficiency Perfected.



Lighted Models

WhisperLite contemporary flush mount grille incorporates (2) 13W ENERGY STAR rated self-ballasted GU24 base CFL lamps and a 4W night light. 3500 Kelvin/High CRI/998 Lumens per lamp*/10,000 hours rated average life/equivalent to (2) 75W incandescent lamps.

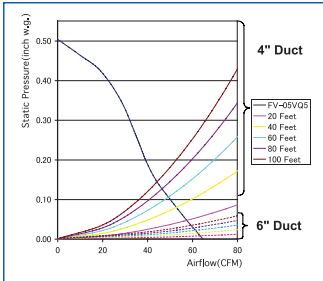
*(2) 13W self-ballasted GU24 base CFL lamps included

WhisperCeiling™

VENTILATION FAN

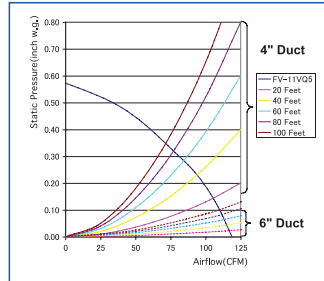
FV-05VQ5

50 CFM 4" or 6" Duct



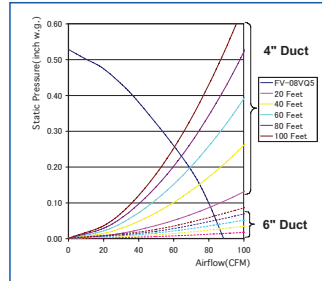
FV-11VQ5

110 CFM 4" or 6" Duct



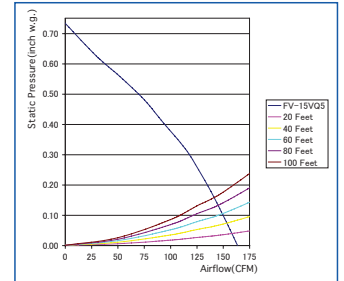
FV-08VQ5

80 CFM 4" or 6" Duct



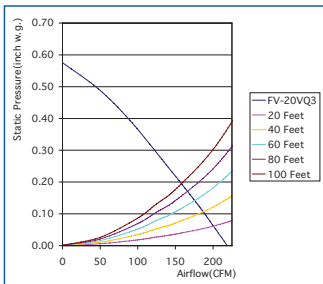
FV-15VQ5

150 CFM 6" Duct



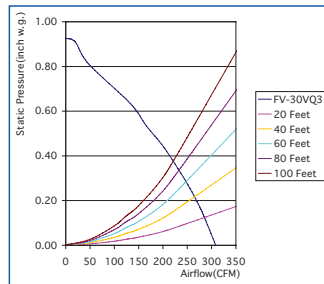
FV-20VQ3

190 CFM 6" Duct



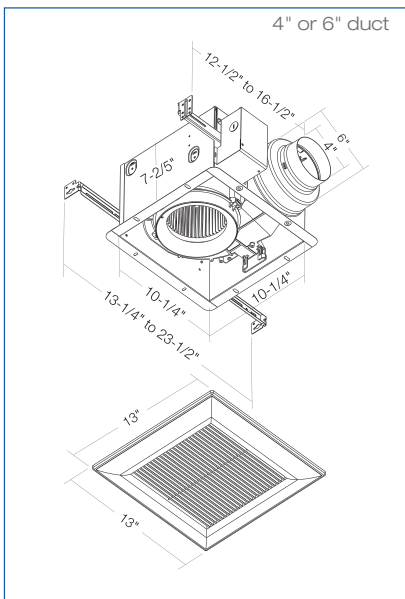
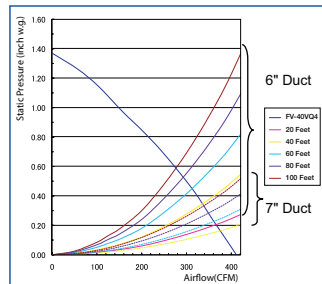
FV-30VQ3

290 CFM 6" Duct

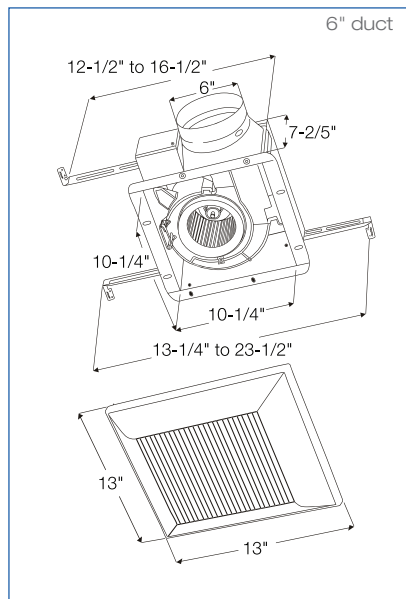


FV-40VQ4

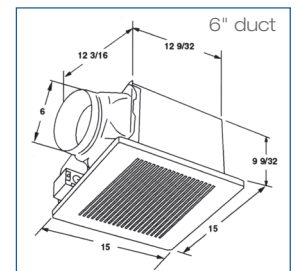
380 CFM 6" Duct



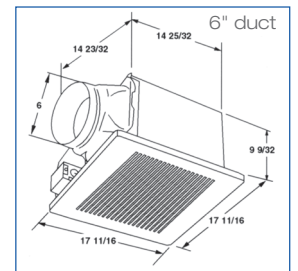
FV-05VQ5/FV-08VQ5/FV-11VQ5



FV-15VQ5



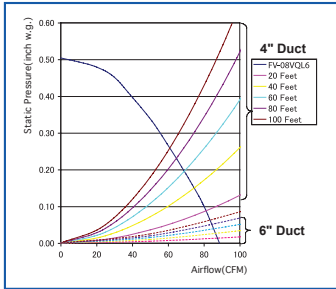
FV-20VQ3/FV-30VQ3



FV-40VQ4

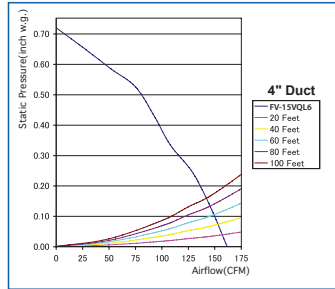
FV-08VQL6

80 CFM 4" or 6" Duct



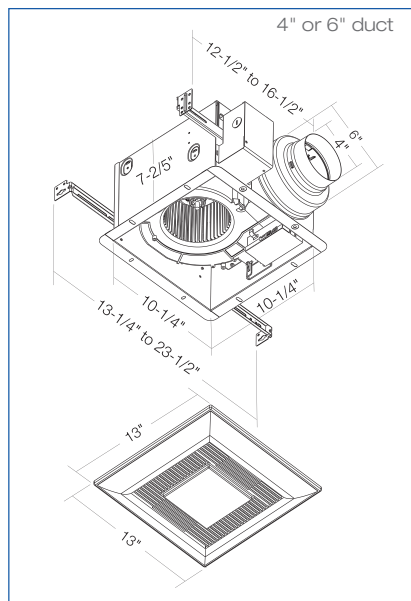
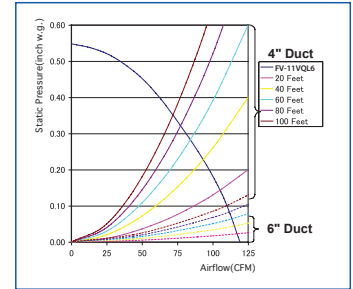
FV-15VQL6

150 CFM 6" Duct

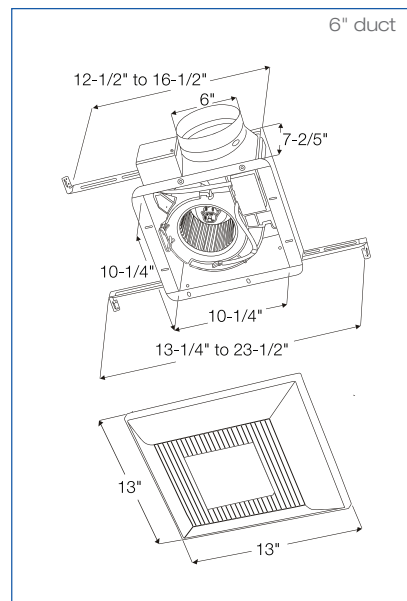


FV-11VQL6

110 CFM 4" or 6" Duct



FV-08VQL6/FV-11VQL6



FV-15VQL6



Panasonic Eco Solutions of North America
Eco Products Division
Two Riverfront Plaza
Newark, NJ 07102
us.panasonic.com/ventfans

For Order Information
PHONE: 866-292-7299
FAX: 888-553-0723
ventfans@us.panasonic.com