


Robertshaw®

The Original and Still the Best.



HEATING

PRODUCT CATALOG

www.robertshaw.com

The Original and Still the Best.



Robertshaw® is known as the original when it comes to heating controls. In 1899, Frederick W. Robertshaw invented the thermostat, and started The Robertshaw Company. A century later and still inspired by our founder, Robertshaw has had over 3,000 patents. Naturally over the years many things have changed, but not our passion for innovation and quality.

For more than 100 years, Robertshaw has developed controls and solutions that are critical to the operation of major appliances, commercial equipment, and transportation. Robertshaw is a leading global provider of the highest quality components, systems, and services used in heating, air conditioning, cooking and refrigeration for the residential and commercial markets. The company has more than 7,000 employees in 14 countries and is headquartered in Itasca, Illinois.



Check out the Robertshaw Heating Catalog where you will find everything we offer for the heating category. Universal Parts are easily identified with a new icon and cross references to popular products in the market, it's easy to find Robertshaw Universal Replacement Solutions. We added images for every product to help



you visually confirm your replacement selection. Our new and improved catalog provides you with focus on the detailed specifications so you can get right to the information you need.

Robertshaw is dedicated to being your solution for Heating Products as well as all your HVAC/R needs. We value your feedback, so please tell us what you think and how we can serve you better at ContactUs@Robertshaw.com. Reach out to our US based customer service team at HVACCustomerService@robertshaw.com. Need Technical help with our controls, our US based team is here to help at TechnicalService@robertshaw.com. Visit our website www.robertshaw.com to Discover why Robertshaw is **The Original and Still the Best.**



Table of Content

GAS VALVES

700 Series Universal Gas Valves - Intermittent Pilot, Direct Spark and Hot Surface	2
700 Series Millivolt Gas Valves	2
700 Series 24 Volt Combination Gas Valves	4
700 Series Diaphragm/Solenoid Gas Valves	5
700 Series Universal 2-Stage 24 Volt Gas Valves	7
700 Series Snap-Action and Snap-Throttle Gas Valves	7
705 Series Gas Actuators	8
710 Series Low Capacity Gas Valves	9
720 Series 24 Volt Dual Gas Valves	10
720 Series Lever Actuated Gas Valves	11
722 Series Low Capacity Dual Gas Valves	12
110 Series Water Heating Gas Valves	13

ELECTRIC THERMOSTATS

5600 Series Water Heating Electric Thermostats	15
WH9 Series Electric Thermostats	15

HEATING KITS

710-296 Millivolt Heating Kit	15
712 Series Intermittent Pilot Ignition System Kits	16
Uni-Kit360 Heating Kit	17
785 Series Automatic Pilot Relight Kits	17

REGULATOR KITS

1751 Series Regulators	18
------------------------------	----

WIRING HARNESES

1751 Series Wiring Harnesses	19
------------------------------------	----

IGNITION CONTROLS

780 Series Ignition Controls	20
790 Series Ignition Controls	21
35 Series Ignition Controls	22
05-29 Series Direct Spark Ignition Controls	23
05-30 Series Direct Spark Ignition Controls	23

FAN CONTROLS

695 Series Electronic Fan Controls	23
--	----

TRANSFORMERS

620 Series Transformers	23
-------------------------------	----

IGNITORS

Universal Ignitors Series	25
Hot Surface Furnace Ignitors Series	25
41-600 Series Hot Surface Mini-Ignitors	27

PILOTS

1800 Series Pilots	27
1820 Series Pilots	28
1830-700 Series Pilot Uni-Kits	28
1830 Series Electronic Pilot Burner with Safety Switch	30
1830 Series Pilots	31
Universal Pilot Mounting Ignitor Sensor	34

THERMOCOUPLES

1900 Series Thermocouples	34
1960 Series Thermocouples	35
1970 Series Thermocouples	35
1980 Series Snap-Fit® Thermocouples	35

THERMOPILES

1950 and 1951 Thermopiles	36
---------------------------------	----

SURGE PROTECTION DEVICES

Surge-Trap Series Surge Protective Devices	37
--	----

AIR PRESSURE SENSING SWITCHES

Air Pressure Sensing Switch Series	37
--	----

FIREPLACE CONTROLS

Fireplace Remote Controls Series	39
--	----

ACTUATORS

SmartX PIBCV Valves and Actuators Series	39
Smart PIBCV Actuators Series	40
Erie® PopTop Two-Position Zone Valves and Actuators Series	40

ELECTRODE/SENSOR ASSEMBLIES

Electrode/Sensor Assemblies	41
-----------------------------------	----

FLAME SENSORS

Heating Sensors Series	42
------------------------------	----

HEATING ACCESSORIES

Heating Shank Extension Series	42
600 Series Heating Relays	42
Heating Dial Series	43
Heating Adaptor Series	43
Energy Cut Off Switch Wire Assembly Series	44
Cable and Harnesses	44
Pilot Gas Solenoid Valve Series	45
Pilot Orifices Series	45
Unitrol Replacement Gasket Series	46
4590 Series Plugs	46
4590 Series Breakaway Ferrules	47
10-600 Series Electronic Fan Controls	47
Service Products and Parts	48



HEATING



Robertshaw



RoHS



1 Year Limited Warranty

GAS VALVES

700 Series Universal Gas Valves - Intermittent Pilot, Direct Spark and Hot Surface

Universal replacement for intermittent pilot ignition applications such as central heating units, wall heaters, boilers and mobile home furnaces. These universal models include all the necessary parts to adapt the valves to direct spark or hot surface applications. Each valve incorporates a manual valve, pilot valve, and a main gas pressure regulator (optional by model).

Part Number	Factory Part Number	Description	Capacity	Electrical Rating	Inlet Size	Outlet Size	Pressure Regulation	Maximum Inlet Pressure	Comments
700-055*	7000BDERLP-S7A	Universal Gas Valve - Intermittent Pilot, Direct Spark and Hot Surface	485,000 BTU	24V AC @ 60 Hz	3/4"	3/4"	11" LP Gas	14" WC (1/2 PSI)	Straight-thru with slow opening feature for soft ignition. Can be field remove
700-058	7000DEHC-S7A	Universal Gas Valve - Intermittent Pilot, Direct Spark and Hot Surface	720,000 BTU Natural Gas; 1,150,000 BTU LP Gas	24V AC @ 60 Hz	1"	1"	None	14" WC (1/2 PSI)	Straight-thru with slow opening feature for soft ignition. Can be field remove
700-049*	7000BDER-S7A	Universal Model	300,000 BTU	24V AC @ 60 Hz	1/2"	1/2"	3.0" WC Natural Gas	14" WC (1/2 PSI)	Straight-thru with slow opening feature for soft ignition. Can be field removed. Includes pilot plug
700-056*	7000BDER-S7A	Universal Model	350,000 BTU	24V AC @ 60 Hz	3/4"	3/4"	3.5" WC Natural Gas	14" WC (1/2 PSI)	Straight-thru. Has slow opening feature for soft ignition. Can be field remove
700-057	7000DERHC	Universal Model	720,000 BTU	24V AC @ 60 Hz	1"	1"	4.0" WC Natural Gas	14" WC (1/2 PSI)	Straight-thru
700-059*	7000DERHC-S7C	Universal Model	720,000 BTU	24V AC @ 60 Hz	1"	1"	4.0" Natural Gas	14" WC (1/2 PSI)	Straight-thru with slow opening feature for soft ignition. Can be field removed

*Cross Reference: Robertshaw - 700-049 = White-Rodgers - 36H32-214; Robertshaw - 700-055 = White-Rodgers - 36H32-423; Robertshaw - 700-056 = Honeywell - VR8204M1018, VR8204M1034, VR8204M1083 and White-Rodgers - 36C68-404, 36C68-423, 36C74-313; Robertshaw - 700-059 = Honeywell - VR8304H3208, VR8304H3216, VR8304H3224

Robertshaw

RoHS



1 Year Limited Warranty

GAS VALVES

700 Series Millivolt Gas Valves

Millivolt Gas Valves are designed to provide installation flexibility in applications ranging from furnaces to swimming pools. The complete line of 700-500 gas valves offer a wide range of replacements from small capacity 3/8" pipe to high capacity 1" pipe up to 720,000 BTUs.

Part Number	Factory Part Number	Description	Capacity	Electrical Rating	Inlet Size	Pressure Regulation	3 Position Outlet Straight-Thru (FPT)	Reducer Bushing (NPT)	Comments
359811491A	7000BMVR	Millivolt Gas Valve	300,000 BTU	250mV to 750mV	3/4"	3.5" WC Natural Gas	NA	2	
700-501	7000AMV	Millivolt Gas Valve	100,000 BTU	250mV to 750mV	1/2"	None	1/2"	2	



HEATING



700 Series Millivolt Gas Valves – *Continued*



	Part Number	Factory Part Number	Description	Capacity	Electrical Rating	Inlet Size	Pressure Regulation	3 Position Outlet Straight-Thru (FPT)	Reducer Bushing (NPT)	Comments
	700-502	7000AMVR	Millivolt Gas Valve	100,000 BTU	250mV to 750mV	1/2"	3.5" WC Natural Gas	1/2"	2	Coaxial thermopile and 2 lead thermopile can be used
	700-503	7000BMV	Millivolt Gas Valve	240,000 BTU	250mV to 750mV	1/2"	None	3/4"	1	
	700-504	7000BMVR	Millivolt Gas Valve	240,000 BTU	250mV to 750mV	1/2"	3.5" WC Natural Gas	3/4"	1	Coaxial thermopile and 2 lead thermopile can be used
	700-505	7000BMV	Millivolt Gas Valve	300,000 BTU	250mV to 750mV	3/4"	None	3/4"	2	
	700-506	7000BMVR	Millivolt Gas Valve	300,000 BTU	250mV to 750mV	3/4"	3.5" WC Natural Gas	3/4"	2	Coaxial thermopile and 2 lead thermopile can be used
	700-507	7000BM VR-S7C	Millivolt Gas Valve	240,000 BTU	250mV to 750mV	1/2"	3.5" WC Natural Gas	3/4"	1	Slow opening feature for soft ignition
	700-508	7000BMVR	Millivolt Gas Valve	240,000 BTU	250mV to 750mV	1/2"	3.5" WC Natural Gas	3/4"	2	
	700-511	7000BM VRFT-S7C	Millivolt Gas Valve	400,000 BTU	250mV to 750mV	3/4"	4.0" WC Natural Gas plus Uni-Kit for LP Gas	3/4"	2	Teledyne-Lars coaxial thermopile and 2 lead thermopile can be used. Slow opener
	700-513	7010BGVMV	Millivolt Gas Valve	240,000 BTU	250mV to 750mV	1/2"	None	1/2"	2	Diaphragm valve only-no gas cock or safety magnet.
	700-515	7000BMVR-LP	Millivolt Gas Valve	485,000 BTU	250mV to 750mV	3/4"	10.0" WC LP Gas	3/4"	2	



HEATING



700 Series Millivolt Gas Valves – Continued

Part Number	Factory Part Number	Description	Capacity	Electrical Rating	Inlet Size	Pressure Regulation	3 Position Outlet Straight-Thru (FPT)	Reducer Bushing (NPT)	Comments	
	700-516	7000BMVR	Millivolt Gas Valve	240,000 BTU	250mV to 750mV	1/2"	4.0" WC Natural Gas	1/2"	NA	
	700-522	7000MVRHC-S7C	Millivolt Gas Valve	720,000 BTU	250mV to 750mV	1"	3.5" WC Natural Gas	1"	2	Slow opening feature for soft ignition



Robertshaw®

GAS VALVES 700 Series 24 Volt Combination Gas Valves

Designed for replacement flexibility with capacities ranging to 720,000 BTU, three-position outlets and multi-positional capability, these combination gas valves offer versatile application possibilities. The 24 Volt Uni-Kit® models are suitable for either natural or LP gas.

RoHS



1 Year Limited Warranty

Part Number	Factory Part Number	Description	Capacity	Electrical Rating	Inlet Size	Outlet Size	Pressure Regulation	Reducer Bushing (NPT)	Side Outlets	Comments
700-400	7000BER	24 Volt Combination Gas Valve	240,000 BTU	24V AC @ 0.2 Amps, 50/60 Hz 12V DC @ 0.18 Amps, 50/60 Hz	1/2"	3/4"	Uni-Kit	1	Straight-Thru	
700-401	7000BE	24 Volt Combination Gas Valve	240,000 BTU	24V AC @ 0.2 Amps, 50/60 Hz 12V DC @ 0.18 Amps, 50/60 Hz	1/2"	3/4"	None	1	1/2"	
700-402	7000BER	24 Volt Combination Gas Valve	240,000 BTU	24V AC @ 0.2 Amps, 50/60 Hz 12V DC @ 0.18 Amps, 50/60 Hz	1/2"	3/4"	Uni-Kit	1	1/2"	
700-406	7000BER	24 Volt Combination Gas Valve	300,000 BTU	24V AC @ 0.2 Amps, 50/60 Hz 12V DC @ 0.18 Amps, 50/60 Hz	3/4"	3/4"	Uni-Kit	2	Straight-Thru	
700-409	7000BMSER	24 Volt Combination Gas Valve	240,000 BTU	24V AC @ 0.2 Amps, 50/60 Hz 12V DC @ 0.18 Amps, 50/60 Hz	1/2"	1/2"	3.5" WC Natural Gas	2	Straight-Thru	Thermopile type safety magnet
700-426	7000BER-S7A	24 Volt Combination Gas Valve	300,000 BTU	24V AC @ 0.2 Amps, 50/60 Hz 12V DC @ 0.18 Amps, 50/60 Hz	3/4"	3/4"	3.5" WC Natural Gas	2	Straight-Thru	Slow opening feature for soft ignition
700-428	7000BER-S7C	24 Volt Combination Gas Valve	300,000 BTU	24V AC @ 0.2 Amps, 50/60 Hz 12V DC @ 0.18 Amps, 50/60 Hz	3/4"	3/4"	3.5" WC Natural Gas	3	Straight-Thru	Slow opening feature for soft ignition
700-434	7000AERB-5-S7C	24 Volt Combination Gas Valve	100,000 BTU	24V AC @ 0.2 Amps, 50/60 Hz 12V DC @ 0.18 Amps, 50/60 Hz	1/2"	1/2"	Hi-Lo 2" - 4"	2	1/2"	Slow opening feature for soft ignition
700-435	7000AERB-3-LP-S7C	24 Volt Combination Gas Valve	100,000 BTU	24V AC @ 0.2 Amps, 50/60 Hz 12V DC @ 0.18 Amps, 50/60 Hz	1/2"	1/2"	Hi-Lo 2.8" - 11"	2	1/2"	Slow opening feature for soft ignition
700-441	7000EHC-S7C	24 Volt Combination Gas Valve	600,000 BTU	24V AC @ 0.2 Amps, 50/60 Hz 12V DC @ 0.18 Amps, 50/60 Hz	1"	1"	None	None	Straight-Thru	Slow opening feature for soft ignition



HEATING



700 Series 24 Volt Combination Gas Valves – Continued

Part Number	Factory Part Number	Description	Capacity	Electrical Rating	Inlet Size	Outlet Size	Pressure Regulation	Reducer Bushing (NPT)	Side Outlets	Comments
700-442	7000ERHC-S7C	24 Volt Combination Gas Valve	720,000 BTU	24V AC @ 0.2 Amps, 50/60 Hz 12V DC @ 0.18 Amps, 50/60 Hz	1"	1"	3.5" WC Natural Gas	None	Straight-Thru	Slow opening feature for soft ignition
700-473	7000BER-S7B	24 Volt Combination Gas Valve	370,000 BTU	24V AC @ 0.2 Amps, 50/60 Hz 12V DC @ 0.18 Amps, 50/60 Hz	3/4"	3/4"	3.5" WC Natural Gas	2	Straight-Thru	Slow opening feature for soft ignition



RoHS










1 Year Limited Warranty

GAS VALVES

700 Series Diaphragm/Solenoid Gas Valves

The 700-100 Series valves are for applications requiring a manual gas valve with an automatic safety pilot. THESE VALVES CAN BE MOUNTED IN ANY POSITION EXCEPT UPSIDE DOWN. Regulated and nonregulated models are available and are excellent replacements for competitive gas valves. The 2-Stage 24 Volt Gas Valves are standing pilot as well as intermittent pilot models - feature reliability, performance, flexibility and easy installation all in one compact control.



Part Number	Factory Part Number	Description	Capacity	Electrical Rating	Inlet Size	Outlet Size	Pressure Regulation	Reducer Bushing (NPT)	3 Position Outlet Side (FPT) with Plugs	Comments	
	700-101	7000AM	Manual Operated Gas Valve	100,000 BTU	NA	1/2"	1/2"	None	(2) 1/2" x 3/8"	1/2"	
	700-105	7000BM	Manual Operated Gas Valve	300,000 BTU	NA	3/4"	3/4"	None	(2) 3/4" x 1/2"	1/2"	
	700-106	7000BMR	Manual Operated Gas Valve	300,000 BTU	NA	3/4"	3/4"	3.5" WC Natural Gas	(2) 3/4" x 1/2"	1/2"	
	700-114	7000MRHC-S7C	Manual Operated Gas Valve	720,000 BTU	NA	1"	1"	3.5" WC Natural Gas	NA	Straight-Thru Has slow opening feature for soft ignition	
	700-413	7000BGVER-S36	24 Volt Diaphragm/Solenoid Gas Valve	300,000 BTU	24V AC @ 0.2 Amps, 50/60 Hz 120V AC @ 0.034 Amps, 50/60 Hz, 240V AC @ 0.017 Amps, 50/60 Hz 240mV to 750mV	3/4"	3/4"	1.3" and 3.5" WC Natural Gas	NA	NA	Two stage valve exact replacement for Carrier EF33CB241
	700-416	7000BGVER-S36	24 Volt Diaphragm/Solenoid Gas Valve	240,000 BTU	24V AC @ 0.2 Amps, 50/60 Hz 120V AC @ 0.034 Amps, 50/60 Hz, 240V AC @ 0.017 Amps, 50/60 Hz 240mV to 750mV	1/2"	1/2"	4.0" WC Natural Gas	NA	NA	Exact replacement for Carrier EF53CK198
	700-417	7010BGVE	24 Volt Diaphragm/Solenoid Gas Valve	300,000 BTU	24V AC @ 0.2 Amps, 50/60 Hz 120V AC @ 0.034 Amps, 50/60 Hz, 240V AC @ 0.017 Amps, 50/60 Hz 240mV to 750mV	3/4"	3/4"	None	NA	NA	No gas cock










HEATING



700 Series Diaphragm/Solenoid Gas Valves – Continued

Part Number	Factory Part Number	Description	Capacity	Electrical Rating	Inlet Size	Outlet Size	Pressure Regulation	Reducer Bushing (NPT)	3 Position Outlet Side (FPT) with Plugs	Comments	
	700-422	7000BGVER	24 Volt Diaphragm/Solenoid Gas Valve	240,000 BTU	12V DC @ 0.18 Amps, 24V AC @ 0.2 Amps	1/2"	3/4"	3.5" WC Natural Gas	NA	NA	
	700-424	7000BGVER	24 Volt Diaphragm/Solenoid Gas Valve	300,000 BTU	24V AC @ 0.2 Amps, 50/60 Hz 120V AC @ 0.034 Amps, 50/60 Hz, 240V AC @ 0.017 Amps, 50/60 Hz 240mV to 750mV	3/4"	3/4"	3.5" WC Natural Gas	NA	NA	

700 Series Line Voltage Gas Valves

Part Number	Factory Part Number	Description	Capacity	Electrical Rating	Inlet Size	Outlet Size	Pressure Regulation	Reducer Bushing (NPT)	3 Position Outlet Side (FPT) with Plugs	Comments	
	700-452	7000BER-120	120V AC Line Voltage Gas Valve	240,000 BTU	120V AC @ 0.034 Amps, 50/60 Hz	1/2"	3/4"	3.5" WC Natural Gas	(1) 3/4" x 1/2"	1/2"	
	700-453	7000BE-120	120V AC Line Voltage Gas Valve	300,000 BTU	120V AC @ 0.034 Amps, 50/60 Hz	3/4"	3/4"	None	(2) 3/4" x 1/2"	Straight-Thru	
	700-454	7000BER-120	120V AC Line Voltage Gas Valve	300,000 BTU	120V AC @ 0.034 Amps, 50/60 Hz	3/4"	3/4"	3.5" WC Natural Gas	(2) 3/4" x 1/2"	Straight-Thru	
	700-456	7000ERHC-120-S7C	120V AC Line Voltage Gas Valve	600,000 BTU	120V AC @ 0.034 Amps, 50/60 Hz	1"	3/4"	3.5" WC Natural Gas	NA	Straight-Thru	Has slow opening feature for soft ignition. Lead length is 32".
	700-464	7000BER-240	240V AC Line Voltage Gas Valve	300,000 BTU	240V AC @ 0.017 Amps, 50/60 Hz	3/4"	3/4"	3.5" WC Natural Gas	(2) 3/4" x 1/2"	Straight-Thru	
	700-466	7000ERHC-240-S7C	240V AC Line Voltage Gas Valve	720,000 BTU	240V AC @ 0.017 Amps, 50/60 Hz	1"	1"	3.5" WC Natural Gas	NA	Straight-Thru	Has slow opening feature for soft ignition. Lead length is 32".
	700-470	7000BMSER-120	120V AC Line Voltage Gas Valve	300,000 BTU	120V AC @ 0.034 Amps, 50/60 Hz	3/4"	3/4"	3.5" WC Natural Gas	(2) 3/4" x 1/2"	Straight-Thru	Exact replacement for Frymaster part number 8070308 with thermopile type safety magnet



HEATING



Robertshaw



RoHS






1 Year Limited Warranty

GAS VALVES

700 Series Universal 2-Stage 24 Volt Gas Valves

The 2-Stage 24 Volt Gas Valves are standing pilot as well as intermittent pilot models - feature reliability, performance, flexibility and easy installation all in one compact control.

Part Number	Factory Part Number	Description	Capacity	Electrical Rating	Gas Type	Inlet Size	Outlet Size	Pressure Regulation	Reducer Bushing (NPT)	Comments
	700-051	7000BDER2-3-LP-S7C Universal 2-Stage 24 Volt Gas Valve	480,000 BTU	24V AC	LP	3/4"	3/4"	Low Fire 2.8" WC Hi Fire 11" WC	2	Has slow opening feature for soft ignition. Can be field remove
	700-053	7000BDER2-4-S7A Universal 2-Stage 24 Volt Gas Valve	300,000 BTU	24V AC	Natural	3/4"	3/4"	Low Fire 1.3" WC Hi Fire 3.5" WC	2	Has slow opening feature for soft ignition. Can be field remove
	700-064	7000DER2-HC-4-S7C Universal 2-Stage 24 Volt Gas Valve	720,000 BTU	24V AC @ 50/60 Hz, 0.2 Amps low-fire 0.4 Amps high-fir	Natural	1"	1"	Low Fire 1.3" WC Hi Fire 3.5" WC	2	Has slow opening feature for soft ignition. Can be field remove

Robertshaw
GAS VALVES

RoHS



1 Year Limited Warranty



700 Series Snap-Action and Snap-Throttle Gas Valves

Snap-Throttle Hydraulic Combination Gas Valves are thermostatically operated by a remote temperature sensing bulb. Models are available with single capillary or remote dial-in snap-action and snap-throttle types. THESE VALVES CAN BE MOUNTED IN ANY POSITION EXCEPT UPSIDE DOWN.

Part Number	Factory Part Number	Description	Capacity	Dial Temperature	Inlet Size	Pressure Regulation	Reducer Bushing (NPT)	Capillary Length	3 Position Outlet Side (FPT) with Plugs	Comments
700-201	7000AS	Snap-Action Gas Valve	100,000 BTU	58°F to 90°F	1/2"	NA	(2) 1/2" x 3/8"	36"	1/2"	
700-204	7000AST-LP-3	Snap-Throttle Gas Valve	160,000 BTU	58°F to 90°F	1/2"	NA	(2) 1/2" x 3/8"	36"	1/2"	Bulb Size, 1/4", 8"
700-213	7000ASTR-4	Snap-Throttle Gas Valve	100,000 BTU	58°F to 90°F	1/2"	4.0" WC Natural Gas	(1) 1/2" x 3/8"	18"	3/8"	Right side outlet only - Williams Furnace applications
700-205	7000ASTR-3	Snap-Throttle Hydraulic Gas Valve	100,000 BTU	58°F to 90°F	1/2"	3.5" WC Natural Gas	(2) 1/2" x 3/8"	36"	1/2"	



HEATING










Robertshaw

RoHS 1 Year Limited Warranty

GAS VALVES

705 Series Gas Actuators

Several actuator types are available depending upon the application such as 24 Volts, Line Voltage, Millivolt and Hydraulic. Robertshaw actuators are an industry standard with capacity ranges from 5,000 to 1,150,000 BTU.

	Part Number	Factory Part Number	Description	Ambient Temperature:	Electrical Rating	Gas Type	Block Color	Pressure Regulation	NEC	Comments
	705-401	E	12V DC/24V AC Actuator	-40°F to 175°F (-40°C to 80°C)	24V AC, 0.2 Amps 12V DC, 0.18 Amps	NA	Black	Non-Regulated	Class 2	
	705-402	ER	12V DC/24V AC Actuator	-40°F to 175°F (-40°C to 80°C)	24V AC, 0.2 Amps 12V DC, 0.18 Amps	Natural	Black	3.5" WC	Class 2	A separate pressure regulator may be required for the system
	705-452	ER	12V AC Actuator	-40°F to 175°F (-40°C to 80°C)	120V AC, 0.034 Amps	NA	Brown	3.5" WC Natural Gas	Class 1	
	705-461	E	24V AC Actuator	-40°F to 175°F (-40°C to 80°C)	240V AC, 0.017 Amps	NA	Green	Non-Regulated	Class 1	A separate pressure regulator may be required for the system
	705-462	ER	24V AC Actuator	-40°F to 175°F (-40°C to 80°C)	240V AC, 0.017 Amps	NA	Green	3.5" WC Natural Gas	Class 1	
	705-501	MV	705 Series Millivolt Actuator	NA	250 mV to 750 mV	NA	Red or Gray	NA	NA	A separate pressure regulator may be required for the system
	705-502	MVR	705 Series Millivolt Actuator	NA	250 mV to 750 mV	NA	Red or Gray	3.5" WC Natural Gas	NA	



HEATING



Robertshaw®



RoHS












1 Year Limited Warranty

GAS VALVES

710 Series Low Capacity Gas Valves

Robertshaw Low Capacity Gas Valves cover applications ranging from wall furnaces, recreational vehicles, patio and space heaters, as well as fireplaces. The small valve footprint and 3 port outlets allows the control to be installed easily in tight spaces in limited space applications.






Part Number	Factory Part Number	Description	Capacity	Application	Electrical Rating	Inlet Size	Outlet Size	Pressure Regulation	Reducer Bushing (NPT)	Capillary Length	Temperature Range	Comments	
	710-402	7000ERLC	24 Volt Low Capacity	70,000 BTU	Wall furnaces	12V DC, 24V AC	1/2"	1/2"	3.5" WC Natural Gas	(2) 1/2" x 3/8"	NA	NA	Off-pilot-on dial
	710-203	7000SLC	Hydraulic Snap-Action Low Capacity	70,000 BTU Natural Gas or 112,000 BTU LP Gas	Recreational vehicles	NA	1/2"	1/2"	NA	(2) 1/2" x 3/8"	36"	58°F to 90°F	Hydraulic Valve, Off-pilot-on dial
	710-205	7000SRLC	Hydraulic Snap-Action Low Capacity	70,000 BTU Natural Gas or 112,000 BTU LP Gas	Wall furnaces replaces TV-27	NA	1/2"	1/2"	3.5" WC Natural Gas	(2) 1/2" x 3/8"	36"	58°F to 90°F,	Hydraulic Valve, Off-pilot-on dial
	710-201	7000SLC	Hydraulic-Snap-Action	70,000 BTU Natural Gas or 112,000 BTU LP Gas	Recreational vehicles	NA	1/2"	1/2"	NA	(2) 1/2" x 3/8"	18"	58°F to 90°F,	Off-pilot-on dial
	710-218	7000SLC	Hydraulic-Snap-Action	70,000 BTU Natural Gas or 112,000 BTU LP Gas	Catering truck valve replaces ITT-General RV18Z1007	NA	3/8"	3/8" Straight-thru	NA	None	36"	100°F to 250°F	Off-pilot-on dial
	710-101	7000MLC	Manual Model	70,000 BTU Natural Gas or 112,000 BTU LP Gas	Patio Heaters	NA	1/2"	1/2"	NA	(2) 1/2" x 3/8"	NA	NA	Off-pilot-on dial
	710-102	7000MRLC	Manual Model	70,000 BTU Natural Gas or 112,000 BTU LP Gas	Patio Heaters	NA	1/2"	1/2"	3.5" WC Natural Gas	(2) 1/2" x 3/8"	NA	NA	Off-pilot-on dial
	710-501	7000MVL	Millivolt Low Capacity	70,000 BTU	Space heaters replaces B-67	250 mV to 750 mV	1/2"	1/2"	NA	(2) 1/2" x 3/8"	NA	NA	Off-pilot-on dial
	710-502	7000MVR	Millivolt Low Capacity	70,000 BTU	Space heaters replaces B-67	250 mV to 750 mV	1/2"	1/2"	3.5" WC Natural Gas	(2) 1/2" x 3/8"	NA	NA	Off-pilot-on dial



HEATING



710 Series Low Capacity Gas Valves – Continued

Part Number	Factory Part Number	Description	Capacity	Application	Electrical Rating	Inlet Size	Outlet Size	Pressure Regulation	Reducer Bushing (NPT)	Capillary Length	Temperature Range	Comments
	710-503 7000MVRB-5-LC	Millivolt Low Capacity	70,000 BTU	Fireplace control	250 mV to 750 mV	1/2"	3/8"	Hi-Lo adjustable 1.3" WC Low fire 3.5" WC Hi Fire	NA	NA	NA	Adjustable from 1.7" WC to 3.5" WC Natural Gas
	710-511 7000MVRB-4-LC	Millivolt Low Capacity	70,000 BTU	Fireplace log control	250 mV to 750 mV	1/2"	3/8" Straight-thru	Hi-Lo Adjustable 1.7" to 3.5" Natural Gas	NA	NA	NA	Has special quick dropout safety magnet to meet Canadian specific tions used with quick-dropout pilot assembly 1819-100
	710-508 7000MVRLC	Millivolt Note: Use two lead thermopile and thermo-couple	70,000 BTU	Fireplace log control	NA	3/8"	3/8" Straight-thru	3.5" WC Natural Gas	NA	NA	NA	Has special quick dropout safety magnet to meet Canadian specific tions used with quick-dropout pilot assembly 1819-100
	710-507 7000MVRLC	Millivolt Note: Use two lead thermopiles only	NA	Fireplace	NA	3/8"	3/8" Straight-thru	3.5" Natural	NA	NA	NA	
	710-509 7000MVRLC-LP	Millivolt Note: Use two lead thermopiles only	NA	NA	NA	3/8"	3/8" outlets (3)	10.0" LP	NA	NA	NA	


Robertshaw



GAS VALVES

720 Series 24 Volt Dual Gas Valves

Robertshaw 24 Volt Gas Valves feature a six-functions and incorporate a manual valve, safety shut-off magnet, dual automatic valves, main gas regulator, and pilot adjustment, which makes it a great solution to replace many OEM valves. Models are available with and without a pressure regulator. VALVE CAN BE MOUNTED IN ANY POSITION EXCEPT UPSIDE DOWN.

Part Number	Factory Part Number	Description	Capacity	Electrical Rating	Inlet Size	Outlet Size	Pressure Regulation	Reducer Bushing (NPT)	Side Outlets	Comments
	720-007 7200ERC	24V	150,000 BTU	24V AC @ 0.5 Amps, 50/60 Hz	1/2"	1/2"	Convertible 3.5" WC Natural Gas or 11.0" LP Gas	(1) 1/2" x 3/8"	1/2" FPT with plugs	Mobile home
	720-403 7200ER-S7C	24V	150,000 BTU	24V AC @ 0.5 Amps, 50/60 Hz	1/2"	3/4"	Uni-Kit	(1) 3/4" x 1/2"	1/2" FPT with plugs	Slow-opening feature for soft ignition
	720-406 7200ER	24V Dual	150,000 BTU	24V AC @ 0.5 Amps, 50/60 Hz	3/4"	3/4"	Uni-Kit Natural Gas	(2) 3/4" x 1/2"	None	
	720-472 7200ERCS-2	24V Dual	150,000 BTU	24V AC @ 0.5 Amps, 50/60 Hz	1/2"	1/2"	3.5" WC Natural or 11.0" LP Convertible Gas	(1) 1/2" x 3/8"	1/2" FPT with plugs	Step-opening to 40% of full fl w within 30 seconds for mobile home
	720-474 7200ERCS	24V Dual	150,000 BTU	24V AC @ 0.5 Amps, 50/60 Hz	1/2"	1/2"	3.5" WC Natural or 11.0" LP Convertible Gas	(1) 1/2" x 3/8"	1/2" FPT with plugs	Step-opening for mobile home



HEATING



720 Series 24 Volt Dual Gas Valves – Continued

Part Number	Factory Part Number	Description	Capacity	Electrical Rating	Inlet Size	Outlet Size	Pressure Regulation	Reducer Bushing (NPT)	Side Outlets	Comments
720-404	7200ER	24V	150,000 BTU	24V AC @ 0.5 Amps, 50/60 Hz	3/4"	3/4"	Uni-Kit	(1) 3/4" x 1/2"	1/2" FPT with plugs	
720-C400*	700-C400	24V	150,000 BTU	24V AC @ 0.5 Amps, 50/60 Hz	1/2"	1/2"	Uni-Kit	(1) 3/4" x 1/2"	1/2" FPT with plugs	
720-C404*	700-C404	24V	150,000 BTU	24V AC @ 0.5 Amps, 50/60 Hz	1/2"	1/2"	Uni-Kit	(2) 3/4" x 1/2"	1/2" FPT with plugs	
720-400	7200ER	24V Dual	150,000 BTU	24V AC @ 0.5 Amps, 50/60 Hz	1/2"	3/4"	Uni-Kit Natural Gas	(1) 3/4" x 1/2", (1) 1/2" x 3/8"	None	
720-402	7200ER	24V Dual	150,000 BTU	24V AC @ 0.5 Amps, 50/60 Hz	1/2"	3/4"	Uni-Kit Natural Gas	(1) 3/4" x 1/2"	1/2" FPT with plugs	



* For sale only in Canada

Robertshaw



GAS VALVES

720 Series Lever Actuated Gas Valves

Designed for intermittent pilot and direct ignition applications, this series incorporates a manual valve, pilot valve, dual automatic valves, and a main gas pressure regulator. Applications include central heating units, space heaters, wall heaters, boilers, and mobile home furnaces. This valve has a compact swing radius of only 3-9/16" to enable it to fit a wide range of OEM replacement applications.





Part Number	Factory Part Number	Description	Capacity	Electrical Rating	Inlet Size	Outlet Size	Pressure Regulation	Comments
720-070	7200IPER-S7C	Slow Opening Models	150,000 BTU	24V AC @ 45 Amps, 50/60 Hz, 5 Watts	1/2"	3/4"	Uni-Kit	Has slow-opening feature for soft ignition. Not normally used on hot surface applications
720-072	7200IPER-S7C	Slow Opening Models	150,000 BTU	24V AC @ 45 Amps, 50/60 Hz, 5 Watts	1/2"	3/4"	Uni-Kit	Has slow-opening feature for soft ignition. Not normally used on hot surface applications. Side outlet 1/2" FPT with plugs
720-050	7200DER-S7C	Slow Opening Models for soft ignition also.	150,000 BTU	24V AC @ 0.5 Amps	1/2"	3/4"	Uni-Kit	Has pilot tubing outlet exact replacement for Rheem P/N 60-22525-06. Includes pilot outlet plug for other applications. Side outlet 1/2" FPT with plugs.
720-051	7200DER	Standard Model	150,000 BTU	24V AC @ 0.5 Amps	1/2"	3/4"	Uni-Kit	
720-054	7200DER-S0-3	Step-Opening	150,000 BTU	24V AC @ 0.5 Amps	1/2"	3/4"	Uni-Kit	Side outlet 1/2" FPT with plugs. Has pilot outlet



HEATING



720 Series 24 Volt Dual Gas Valves – Continued

Part Number	Factory Part Number	Description	Capacity	Electrical Rating	Inlet Size	Outlet Size	Pressure Regulation	Comments
 720-055	7200DERCS-1	Step-Opening	125,000 BTU	24V AC @ 0.5 Amps	1/2"	3/8"	3.5" WC Natural Gas and 11.0" WC LP Gas	Straight through outlet right, Has convertible pressure regulator; 3.5" WC natural gas and 11.0" WC LP gas. Exact replacement for Evcon/Coleman part number 7707-326
 720-081	7200IPER-S0-4	Step-Opening	150,000 BTU	24V AC @ 0.5 Amps	1/2"	3/4"	Uni-Kit	Straight through. Has pilot outlet
 720-082	7200IPER2-4	Universal 2-Stage Models-Intermittent Pilot, Direct Spark and Hot Surface	150,000 BTU	24V AC @ 0.5 Amps	3/4"	3/4"	Lo-Fire 1.3" WC Hi-Fire 3.5" WC	Type of gas is natural. Has pilot outlet
 720-079	7200IPER	Universal Models-Intermittent Pilot, Direct Spark and Hot Surface	150,000 BTU	24V AC @ 45 Amps, 50/60 Hz, 5 Watts	1/2"	3/4"	Uni-Kit	




Robertshaw



GAS VALVES

722 Series - Low Capacity Dual Gas Valves

Robertshaw Low Capacity Dual Gas Valves are designed for a wide variety of intermittent pilot, direct spark or hot surface heating applications. Its compact size, 3-9/16" swing radius, and a 90° flanged outlet for side outlet applications, allow for greater flexibility of installation. They incorporate dual automatic valves that are pressure regulated and come factory set at 3.5" WC for natural gas, and can be converted to LP by installing the regulator conversion kit that is included.

Part Number	Factory Part Number	Description	Capacity	Electrical Rating	Inlet Size	Outlet Size	Pressure Regulation	Comments
 722-051	7222DER	Hot Surface and Direct Spark Low Capacity Dual	170,000 BTU	24V AC @ 0.4 Amps	1/2"	1/2"	Uni-Kit	Straight-thru
 722-053	7222DERC	Convertible pressure regulator model	170,000 BTU	24V AC @ 0.4 Amps	1/2"	1/2"	3.5" WC Natural Gas 10.0" WC LP Gas	Straight-thru
 722-079	2000IPERHC	Universal Low Capacity Dual	170,000 BTU	24V AC @ 0.4 Amps	1/2"	1/2"	Uni-Kit	Straight-thru



HEATING



Robertshaw

R110R only

SA US

1 Year Limited Warranty

GAS VALVES

110 Series Water Heating Gas Valves

Universal replacement for applications include domestic and commercial tank-model water heaters, as well as recreational vehicles. Features include a built-in safety, non-cycling Energy Cut-Off (ECO) system to shut off all gas to the water heater in case of excessive water temperatures.

WARNING: This product can expose you to chemicals including lead, which is known to the State of California to cause cancer and birth defects, or other reproductive harm. For more information, go to www.P65Warnings.ca.gov.












	Part Number	Factory Part Number	Description	Inlet Size	Outlet Size	Pressure Regulation	Shank Length	Flow Setting	Temperature	Comments
	66705	NA	LPG pilot, 6CH14-10	NA	NA	NA	NA	NA	NA	Type 6 housing, type 6 support, 3-way flame type Engineered for 110 series water heating gas valves accessory
	110-202	220RTSP	Water Heater Thermostat Uni-Kit	1/2" Pipe	1/2" Inverted Flare	4.0" WC Natural Gas	1-3/8"	45,000 BTU	160°F (71°C)	
	110-203	R110R-CTSPC	Water Heater Thermostat Uni-Kit	1/2" Pipe	1/2" Inverted Flare	For mobile home use only convertible LP/Natural regulator	1-1/4"	45,000 BTU	160°F (71°C)	
	110-204	R110R-CTSPC	Water Heater Thermostat Uni-Kit	1/2" Pipe	1/2" Inverted Flare	For mobile home use only convertible LP/Natural regulator	1-3/8"	31,000 BTU	160°F (71°C)	
	110-206	R110R-TSP	Water Heater Thermostat Uni-Kit	1/2" Pipe	1/2" Inverted Flare	3.5" WC Natural Gas	2-3/8"	38,000 BTU	160°F (71°C)	
	110-262	220RLPTSP	Water Heater Thermostat Uni-Kit	1/2" Pipe	1/2" Inverted Flare (Right Hand Threads)	9" WC to 12" WC LP Gas	1-3/8"	38,000 BTU	160°F (71°C)	
	110-265	220RLPTSP	Water Heater Thermostat Uni-Kit	1/2" Pipe	1/2" Inverted Flare (left hand threads)	9" WC to 12" WC LP Gas	1-3/8"	38,000 BTU	160°F (71°C)	
	110-280	220RLPTS8P	Water Heater Thermostat Uni-Kit	1/2" Pipe	1/2" Inverted Flare (right hand threads)	9" WC to 12" WC LP Gas	1-1/2"	70,000 BTU	180°F	For commercial applications only, DO NOT use on a domestic application
	110-285	220RLPTS8P	Water Heater Thermostat Uni-Kit	NA	1/2" Inverted Flare (left hand threads)	9" WC to 12" WC LP Gas	1-1/2"	70,000 BTU	180°F	For commercial applications only - DO NOT use on a domestic application. No 3/8" NPT reducer bushing is available with left-hand thread



HEATING



110 Series Water Heating Gas Valves – Continued

Part Number	Factory Part Number	Description	Inlet Size	Outlet Size	Pressure Regulation	Shank Length	Flow Setting	Temperature	Comments	
	110-326	R110RTS	Water Heater Thermostat Uni-Kit	1/2" Pipe	1/2" Inverted Flare	3.5" WC Natural Gas	1-3/8"	45,000 BTU	160°F (71°C)	
	110-353	R110RTS8P	Water Heater Thermostat Uni-Kit	1/2" Pipe	1/2" Inverted Flare	3.5" WC Natural Gas	1-1/2"	60,000 BTU	180°F (82°C)	Includes 3/8" NPT Reducer Bushing
	110-501	R103RVTSLPPA	Water Heater Thermostat Uni-Kit	3/8" Inverted Flare	3/8" Pipe	11" WC LP Gas	1-5/8"	10,000 BTU	160°F (71°C)	
	110-503	R103RVTSLPPA	Water Heater Thermostat Uni-Kit	1/2" Pipe	3/8" Pipe	11" WC LP Gas	1-1/4"	10,000 BTU	160°F (71°C)	Includes 3/8" NPT Reducer Bushing
	110-504	R103RVTSLPPA	Water Heater Thermostat Uni-Kit	3/8" Inverted Flare	3/8" Inverted Flare	11" WC LP Gas	1-1/4"	10,000 BTU	160°F (71°C)	
	110-507	R103RVTSLP	Water Heater Thermostat Uni-Kit	3/8" Inverted Flare	3/8" Inverted Flare	11" WC LP Gas	1-3/8"	10,000 BTU	160°F (71°C)	Has pilot adjustment key
	110-508	R103RVTSLPPA	Water Heater Thermostat Uni-Kit	3/8" Pipe	3/8" Pipe	11" WC LP Gas	1-1/2"	10,000 BTU	160°F (71°C)	
	110-509	R103RVTSLP	Water Heater Thermostat Uni-Kit	3/8" Inverted Flare	3/8" Inverted Flare	11" WC LP Gas	1-3/8"	10,000 BTU	160°F (71°C)	Special pointer style knob for limited clearance applications. Has pilot adjustment key
	110-510	R103RVTSLP	Water Heater Thermostat Uni-Kit	3/8" Pipe	3/8" Inverted Flare	11" WC LP Gas	1-3/8"	10,000 BTU	NA	Replaces Suburban #161101
	110-C309 *	R110RP	Water Heater Thermostat Uni-Kit	1/2" Pipe	1/2" Inverted Flare	3.5" WC Natural Gas	1-1/2"	35,000 BTU	160°F (71°C)	
	110-C319 *	R110RP-LP	Water Heater Thermostat Uni-Kit	1/2" Pipe	1/2" Inverted Flare	10.0" WC LP Gas	1-1/2"	35,000 BTU	160°F (71°C)	

*For sale only in Canada



HEATING



Robertshaw

RoHS






1 Year Limited Warranty

ELECTRIC THERMOSTATS

5600 Series Water Heating Electric Thermostats

Designed for replacement on domestic and commercial water heaters, the 5600 Series features a thermostat (automatic cycling) and high limit (manual reset) in a compact size (3-3/4" overall length).

Part Number	Description	Application	Electrical Rating	Switch	Temperature Range	Differential	Agency Rating
 5600-310	Electric Water Heating Thermostat	Single	Thermostat Control: 30 Amps @ 120-250V AC, 22 Amps @ 277V AC, 12.5 Amps @ 480V AC 120VA Pilot Duty @ 120-480V AC Hi-Limit Control (Manual Reset Portion): 40 Amps @ 277V AC 25, Amps @ 480V AC, 125 VA Pilot Duty @ 120-480V AC Wattage Input: 3600W @ 120V AC, 7200W @ 240V AC	SPST/DPST High Limit	120°F to 160°F ± 5°F, LIMIT 190°F ± 5°F	7°F to 17°F	UL: E47244 CSA: LR57161
 5600-311	Electric Water Heating Thermostat	Upper	Thermostat Control: 30 Amps @ 120-250V AC, 22 Amps @ 277V AC, 12.5 Amps @ 480V AC, 120VA Pilot Duty @ 120-480V AC Hi-Limit Control (Manual Reset Portion): 40 Amps @ 277V AC 25 Amps @ 480V AC, 125 VA Pilot Duty @ 120-480V AC Wattage Input: 3600W @ 120V AC, 7200W @ 240V AC	SPST/DPST High Limit	120°F to 160°F ± 5°F, LIMIT 190°F ± 5°F	17°F to 27°F	UL: E47244 CSA: LR57161
 5600-411	Electric Water Heating Thermostat	Lower	Thermostat Control: 30 Amps @ 120-250V AC, 22 Amps @ 277V AC, 12.5 Amps @ 480V AC, 120VA Pilot Duty @ 120-480V AC Hi-Limit Control (Manual Reset Portion): 40 Amps @ 277V AC 25 Amps @ 480V AC 125 VA Pilot Duty @ 120-480V AC Wattage Input: 3600W @ 120V AC 7200W @ 240V AC	SPST	120°F to 160°F ± 5°F	7°F to 17°F	UL: E47244 CSA: LR57161



Robertshaw

ELECTRIC THERMOSTATS WH9 Series Electric Thermostats

The WH9 Electric Thermostat is a surface contact temperature control device for water tanks heated by electric heaters (boilers) and solar heated tanks. It is placed next to the tank's metal wall and has a bimetallic strip that is triggered in case of overheating.

WH9

1 Year Limited Warranty

Part Number	Description	Temperature Range	Reset
WH9*	Bimetallic contact thermostat	43°C to 66°C	No Reset
WH9WL6*	Bimetallic contact thermostat	43°C to 66°C	With Reset

* For sale in South America only

Robertshaw




1 Year Limited Warranty

HEATING KITS

Robertshaw Heating Kits fit a wide range of applications and include all the necessary parts for most installation needs. Reduce inventory with easy-to-order kits from a trusted brand in heating controls for over 100 years.

710-296 Millivolt Heating Kit

Part Number	Description	Pilot	Thermostat	Gas Valve
 710-296	Millivolt Kit	1820-009 Pilot Kit	Braeburn 505 Megawatch Mechanical Thermostat	710-502 Low Profil

For Our Complete Cross Reference Visit www.robertshaw.com



HEATING











Robertshaw



1 Year Limited Warranty

HEATING KITS

712 Series Intermittent Pilot Ignition System Kits

Part Number	Description	Capacity	Inlet Size	Outlet Size	Model	Pressure Regulation	Gas Valve	Restart
	712-005 Intermittent Pilot Ignition System Kit	170,000 BTU	1/2"	1/2"	Lockout - Lockout timing is 90 seconds	3.5" Natural Gas	722-079	3 Try Lockout
	712-006 Intermittent Pilot Ignition System Kit	350,000 BTU	3/4"	3/4"	Lockout - Lockout timing is 90 seconds	3.5" Natural Gas	700-056	3 Try Lockout
	712-008 Intermittent Pilot Ignition System Kit	150,000 BTU	1/2"	3/4"	Lockout - Lockout timing is 90 seconds	Uni-Kit® Natural Gas	720-070	3 Try Lockout
	712-009 Intermittent Pilot Ignition System Kit	720,000 BTU	1"	1"	Lockout - Lockout timing is 90 seconds	3.5" Natural Gas	700-059	3 Try Lockout
	712-015 Intermittent Pilot Ignition System Kit	150,000 BTU	1/2"	3/4"	Nonlockout - Caution: Do not use on LP Gas Applications	NA	720-072	NA
	712-016 Intermittent Pilot Ignition System Kit	350,000 BTU	3/4"	3/4"	Nonlockout - Caution: Do not use on LP Gas Applications	3.5" Natural Gas	700-056	Non-lockout
	712-017* Intermittent Pilot Ignition System Kit	200,000 BTU	1/2"	3/4"	Nonlockout - Caution: Do not use on LP Gas Applications	NA	720-070	Non-lockout
	712-019 Intermittent Pilot Ignition System Kit	720,000 BTU	1"	1"	Nonlockout - Caution: Do not use on LP Gas Applications	NA	700-059	Non-lockout

*Cross Reference to Honeywell - Y8610U4001, Y8610U6006






HEATING



712 Series Intermittent Pilot Ignition System Kits – Continued




	Part Number	Description	Capacity	Inlet Size	Outlet Size	Model	Pressure Regulation	Gas Valve	Restart
	712-020	Intermittent Pilot Ignition System Kit	350,000 BTU	3/4"	3/4"	712 Series dual pilot models	3.5" Natural Gas	700-056	Non-lockout
	712-022	Intermittent Pilot Ignition System Kit	170,000 BTU	1/2"	1/2"	Nonlockout - Caution: Do not use on LP Gas Applications	Uni-Kit® Natural Gas	722-079	Non-lockout
	712-029	Intermittent Pilot Ignition System Kit	720,000 BTU	1"	1"	712 Series dual pilot models	3.5" Natural Gas	700-059	Non-lockout

Robertshaw



1 Year Limited Warranty

HEATING KITS Uni-Kit360 Heating Kit



	Part Number	Description	Gas Valve	Capacity	Inlet Size	Outlet Size	Ignition Control	Hot Surface Ignitor	Air Sensing Switch	Flame Sensor	Comments
	Uni-Kit360	Universal Hot Surface Heating Repair Kit	720-079	150,000 BTU	1/2"	3/4"	ICM-283	41-802N	2374-510	10-760	150,000 BTU with 1/2" inlet and 3/4" outlet

*Cross Reference: Robertshaw - Uni-Kit360 = Honeywell - Y8610U4001

Robertshaw

1 Year Limited Warranty

HEATING KITS 785 Series Automatic Pilot Relight Kits

	Part Number	Description	Electrical Rating	Electrode Assembly	Temperature Range	High Voltage Cable	Spark Gap	High Voltage Output
	785-001	Pilot Relight Kit	24/120V AC, 0.1 Amps	10-395	-40°F to 185°F	1751-726	1/8"	15kV
	785-002	Pilot Relight Kit	9V DC	10-395	-40°F to 185°F	NA	1/8"	15kV



HEATING












Robertshaw®

1 Year Limited Warranty

REGULATOR KITS 1751 Series Regulators

1751 Series Add-on Pressure Regulator Kits are available for use on the following factory model types: 7000, 7010, 7100, 7200 and 7222. Each kit provides straight-line regulation and includes all the necessary parts including instructions to convert a specific factory model gas valve.




Part Number	Description	Adjustable WC Pressure Low/High	Regulator Type	Comments
 1751-003	Add-On Pressure Regulator Kit	3" / 7"	3.5" WC Natural Gas	Except hydraulic models which cannot be field converted Used with 700 Series and 710 Series
 1751-004	Add-On Pressure Regulator Kit	3.5" / 11.0"	3.5" WC Natural Gas & 11.0" WC LP Gas	Except hydraulic models which cannot be field converted Used with 700 Series and 710 Series
 1751-005	Add-On Pressure Regulator Kit	1.7" / 3.5"	Hi-Low Adjustable Output	Except hydraulic models which cannot be field converted Used with 700 Series and 710 Series
 1751-007	Add-On Pressure Regulator Kit	Non-Regulated	Regulator Cover Plate	Except hydraulic models which cannot be field converted Used with 700 Series and 710 Series
 1751-013	Add-On Pressure Regulator Kit	8" / 12"	11.0" WC LP Gas	Except hydraulic models which cannot be field converted Used with 700 Series and 710 Series
 1751-016	Add-On Pressure Regulator Kit	8" / 12"	11.0" WC LP Gas	Except hydraulic models which cannot be field converted Used with 700 Series and 710 Series
 1751-018	Add-On Pressure Regulator Kit	3" / 7"	3.5" WC Natural Gas	Used with 700 Series and 710 Series
 1751-019	Add-On Pressure Regulator Kit	8" / 12"	11.0" WC LP Gas	Used with 700 Series and 710 Series
 1751-020	Add-On Pressure Regulator Kit	8" / 12"	10.0" LP Gas	Except hydraulic models which cannot be field converted Used with 700 Series and 710 Series



HEATING



1751 Series Regulators – Continued

Part Number	Description	Adjustable WC Pressure Low/High	Regulator Type	Comments
 1751-021	Add-On Pressure Regulator Kit	2.7" / 11"	Hi-Low Adjustable Output LP Gas	Except hydraulic models which cannot be field converted
 1751-024	Add-On Pressure Regulator Kit	3" / 6"	3.5" WC Natural Gas	Convert LP Gas to Natural Gas
 1751-025	Add-On Pressure Regulator Kit	8" / 12"	11.0" LP Gas	Convert Natural Gas to LP Gas





Robertshaw®

1 Year Limited Warranty

WIRING HARNESSES

1751 Series Wiring Harnesses

Our Wiring Harnesses are designed for Flame Rectification Ignition Units. With a variety of harnesses available, select the needed component to fit your application.

Part Number	Application	Description	Comments
 1751-714	Wiring Harnesses - Flame Rectification Ignition Units	Ignition and sensor. 2-wire harness (24") for flame rectification system. Used with "J" Bracket 1751-715 and ignition control units SP715, SP735, SP735P and SP745	
 1751-718	Wiring Harnesses - Flame Rectification Ignition Units	Replacement wiring harness (6-wire) for flame rectification system. Used with ignition control units SP715, SP735, SP735P and SP745	Will also replace early production 5-wire harnesses
 1751-719	Wiring Harnesses - Flame Rectification Ignition Units	2C sensor/ignitor adaptor kit with 30" leads. Adapts O.E.M. pilot applications that had obsolete ignition control units and are being upgraded to flame rectification	Must be used with appropriate 780 Series ignition unit
 1751-721	Wiring Harnesses - Flame Rectification Ignition Units	Ignition and sensor. 2-wire harness (48") for flame rectification system. Used with "J" Bracket 1751-715 and ignition control units SP715, SP735 and SP745	



HEATING



Robertshaw




1 Year Limited Warranty

IGNITION CONTROLS 780 Series Ignition Controls

Robertshaw Ignition Controls fit a wide range of applications and include all the necessary parts for most installation needs. Reduce inventory with easy-to-order kits from a trusted brand in heating controls for over 100 years.

Part Number	Description	Electrical Rating	Spark Rate	Temperature Range	Control Voltage	Maximum Total Current Load	Thermostat Anticipator Setting	Flame Failure Re-Ignition Time	Flame Sensor Current	Transformer
780-001	Gas Ignition Control - Nonlockout	24V AC, 50/60 Hz	3 to 4 per second	-40°F to 175°F	24V AC 50/60 Hz	1.5 Amps	0.7 Amps	0.8 seconds	0.7 mA DC @ 25°C	24V AC, 20VA
780-002	24V Intermittent Pilot Ignition Uni-Kit-Lockout	24V AC, 50/60 Hz	3 to 4 per second	-40°F to 175°F	24V AC 50/60 Hz	1.5 Amps	0.7 Amps	0.8 seconds	0.7 mA DC @ 25°C	24V AC, 20VA
780-003	24V Intermittent Pilot Ignition Uni-Kit-Lockout with Pre-Purge	24V AC, 50/60 Hz	3-4 per second	-40°F to 175°F	50/60 Hz	1.5 Amps	0.7 Amps	0.8 seconds	0.7 mA DC @ 25°C	24V AC, 20VA



Part Number	Description	Electrical Rating	Type	Ignition Attempts Before Lockout	Valve Trial Time
780-501	DS 845, 24V Direct Spark Ignition	24V AC	Pre-Purge, Remote, Enclosed, 1/4 Q.C.	3	7 seconds
780-502	DS 845, 24V Direct Spark Ignition	24 VAC	Non-Pre-Purge, Enclosed	1	4 seconds
780-503	DS 845, 24V Direct Spark Ignition	24V AC	Pre-Purge, Remote, Enclosed, 1/4 Q.C.	1	4 seconds
780-504	DS 845, 24V Direct Spark Ignition	24V AC	Non-Pre-Purge, Local, Enclosed, 1/4 Q.C.	3	7 seconds
780-511	DS 845, 24 Volt Direct Spark Ignition Control	24V AC	Pre-Purge, Remote, Enclosed, 1/4 Q.C.	3	7 seconds



Part Number	Description	Electrical Rating	Spark Rate	Temperature Range	Control Voltage	Maximum Total Current Load	Thermostat Anticipator Setting	Flame Failure Re-Ignition Time	Safety Lockout Timing	Flame Sensor Current	Transformer
-------------	-------------	-------------------	------------	-------------------	-----------------	----------------------------	--------------------------------	--------------------------------	-----------------------	----------------------	-------------



780-704	Intermittent Pilot Ignition Control, Lockout	24V AC	3-4 per second	-40°F to 175°F	50/60 Hz	1.5 Amps	0.7 Amps	0.8 seconds	NA	0.7 mA DC @ 25°C	24V AC, 20VA
---------	--	--------	----------------	----------------	----------	----------	----------	-------------	----	------------------	--------------



780-705	Intermittent Pilot Ignition Control, Non-Lockout	24V AC	3-4 per second	-40°F to 175°F	50/60 Hz	1.5 Amps	0.7 Amps	0.8 seconds	NA	0.7mA DC @ 25°C	24V AC, 20VA
---------	--	--------	----------------	----------------	----------	----------	----------	-------------	----	-----------------	--------------



780-715	Intermittent Pilot Ignition Control, Nonlockout	24V AC	3-4 per second	-40°F to 175°F	50/60 Hz	1.5 Amps	0.7 Amps	0.8 seconds	NA	0.7mA DC @ 25°C	24V AC, 20VA
---------	---	--------	----------------	----------------	----------	----------	----------	-------------	----	-----------------	--------------



780-735	Intermittent Pilot Ignition Control, Lockout	24V AC	3-4 per second	-40°F to 175°F	50/60 Hz	1.5 Amps	0.7 Amps	0.8 seconds	NA	0.7 mA DC @ 25°C	24V AC, 20VA
---------	--	--------	----------------	----------------	----------	----------	----------	-------------	----	------------------	--------------



780-746	Intermittent Pilot Ignition Control, Lockout	24V AC	3-4 per second	-40°F to 175°F	50/60 Hz	1.5 Amps	0.7 Amps	0.8 seconds	NA	0.7 mA DC @ 25°C	24V AC, 20VA
---------	--	--------	----------------	----------------	----------	----------	----------	-------------	----	------------------	--------------



HEATING



780 Series Ignition Controls – Continued

Part Number	Description	Electrical Rating	Flame Sense Method	Temperature Range	Control Voltage	Pre-Purge	Thermostat Anticipator Setting	Ignition Attempts Before Lockout	Valve Trial Time	Maximum Ignitor Current	Supply Voltage	Pre-Purge/Ignitor Warm-Up Timer	Sensor Type
780-781	Hot Surface Ignition	120V AC, 208/240V AC, 277V AC, 1.5 Amps		-40°F to 176°F	120V AC 50/60 Hz	NA	0.1 Amps	NA	NA	5 Amps	NA	NA	NA
780-783	Hot Surface Ignition	1.5 Amps	Local	-40°F to 176°F	24V AC	Yes	0.1 Amps	3	8 seconds	5 Amps	120V AC	34 seconds	Local
780-785	Hot Surface Ignition	1.5 Amps	Local	-40°F to 176°F	24V AC	No	0.1 Amps	3	6 seconds	5 Amps	120V AC	34 seconds	Local
780-787	Hot Surface Ignition	1.5 Amps	Remote	-40°F to 176°F	24V AC	No	0.1 Amps	3	6 seconds	5 Amps	120V AC	34 seconds	Remote
780-790	Hot Surface Ignition	1.5 Amps	Local	-40°F to 176°F	24V AC	No	0.1 Amps	1	4 seconds	5 Amps	120V AC	17 seconds	Local



Part Number	Description	Spark Rate	Temperature Range	Control Voltage	Maximum Total Current Load	Thermostat Anticipator Setting	Flame Failure Re-Ignition Time	Safety Lockout Timing	Flame Sensor Current	Transformer
780-845	24V Intermittent Pilot Ignition	4 to 15 per second	-40°F to 175°F	24V AC 50/60 Hz	1.5 Amps	0.7 Amps	2 seconds	90 seconds	0.7 mA DC @ 25°C	24V AC, 20VA



IGNITION CONTROLS 790 Series Ignition Controls

RoHS



1 Year Limited Warranty

Robertshaw Ignition controls fit a wide range of applications and include all the necessary parts for most installation needs. Reduce inventory with easy-to-order kits from a trusted brand in heating controls for over 100 years.

Part Number	Description	Electrical Rating	Temperature Range	Control Voltage	Type	Ignition Attempts Before Lockout	Gas Valve Relay Rating	Flame Sensor Current	Ignitor Relay Rating
790-015	RAM-H, Hot Surface Ignition	24V AC	-40°F to 175°F	NA	Pre-Purge, Remote	3	5.0 Amps	NA	10.0 Amps
790-017	RAM-H, Hot Surface Ignition	24V AC	-40°F to 175°F	NA	Non-Pre-Purge, Remote, Enclosed, 1/4 Q.C.	3	5.0 Amps	NA	10.0 Amps
790-325	Direct Spark	24V AC 50mA	-40°F to 175°F	50/60 Hz	Pre-Purge, Remote	3	5.0 Amps	NA	NA
790-400	Intermittent Pilot Ignition	120V AC 50mA	-40°F to 175°F	50/60 Hz	Non-Pre-Purge, Local, Enclosed, Molex	Infinit	5.0 Amps	0.7 mA	NA
790-500	Intermittent Pilot Ignition	24V AC 50 mA	-40°F to 175°F	50/60 Hz	Non-Pre-Purge, Local, Enclosed, Molex	Infinit	5.0 Amps	0.7 mA	NA
790-507	Intermittent Pilot Ignition	24V AC 50 mA	-40°F to 175°F	50/60 Hz	Non-Pre-Purge, Remote, Enclosed, 1/4 Q.C.	3	5.0 Amps	0.7 mA	NA



HEATING



FENWAL®

1 Year Limited Warranty

IGNITION CONTROLS

35 Series Ignition Controls

The 35 Series Ignition Controls offer on-board diagnostics with LED output to provide aid with troubleshooting and ensures safe and efficient burner operation. Check out the variety of controls available to suite your application.

Part Number	Description	Electrical Rating	Flame Sense Method	Connection Type	Control Voltage	Pre-Purge	Inter-Purge	Auto Reset	Hot Surface Ignitor	Ignitor - 120/240V AC	Trial for Ignition:	Gas Valve Rating
-------------	-------------	-------------------	--------------------	-----------------	-----------------	-----------	-------------	------------	---------------------	-----------------------	---------------------	------------------

35-605601-003	35-60 Series, 24 Volt Direct Spark Ignition	24V AC 300 mA	Remote	NA	18-30V AC 50/60 Hz	0 seconds	0 seconds	Yes	NA	NA	7	2.0 Amps @ 24V AC
---------------	---	---------------	--------	----	--------------------	-----------	-----------	-----	----	----	---	-------------------

35-605601-005	35-60 Series, 24 Volt Direct Spark Ignition	24V AC 300 mA	Remote	Edge Connector	18-30V AC 50/60 Hz	0 seconds	0 seconds	Yes	NA	NA	10	2.0 Amps @ 24V AC
---------------	---	---------------	--------	----------------	--------------------	-----------	-----------	-----	----	----	----	-------------------

35-605606-111	35-60 Series, 24 Volt Direct Spark Ignition	24V AC 300 mA	Remote	Edge Connector	18-30V AC 50/60 Hz	15 seconds	15 seconds	Yes	NA	NA	4	2.0 Amps @ 24V AC
---------------	---	---------------	--------	----------------	--------------------	------------	------------	-----	----	----	---	-------------------

35-605606-223	35-60 Series, 24 Volt Direct Spark Ignition	24V AC 300 mA	Remote	Edge Connector	18-30V AC 50/60 Hz	30 seconds	30 seconds	Yes	NA	NA	7	2.0 Amps @ 24V AC
---------------	---	---------------	--------	----------------	--------------------	------------	------------	-----	----	----	---	-------------------



Part Number	Description	Electrical Rating	Flame Sense Method	Connection Type	Control Voltage	Pre-Purge	Inter-Purge	Auto Reset	Hot Surface Ignitor	Ignitor - 120/240V AC	Trial for Ignition:	Gas Valve Rating
-------------	-------------	-------------------	--------------------	-----------------	-----------------	-----------	-------------	------------	---------------------	-----------------------	---------------------	------------------

35-605601-101	35-60 Series, 24 Volt Direct Spark Ignition	24V AC 300 mA	Remote	Edge Connector	18-30V AC 50/60 Hz	15 seconds	0 seconds	Yes	NA	NA	4	2.0 Amps @ 24V AC
---------------	---	---------------	--------	----------------	--------------------	------------	-----------	-----	----	----	---	-------------------

35-605912-553	35-60 Series, 24 Volt Direct Spark Ignition	24V AC 300 mA	Local	Edge Connector	18-30V AC 50/60 Hz	5 seconds	5 seconds	Yes	NA	NA	7	2.0 Amps @ 24V AC
---------------	---	---------------	-------	----------------	--------------------	-----------	-----------	-----	----	----	---	-------------------

35-630501-001	35-63 Series, 24 Volt Intermittent Pilot Ignition	24V AC 300 mA	Remote	Quick Connect Terminals	18-30V AC 50/60 Hz	0 seconds	0 seconds	No	NA	NA	15	2.0 Amps @ 24V AC
---------------	---	---------------	--------	-------------------------	--------------------	-----------	-----------	----	----	----	----	-------------------

35-705601-001	35-70 Series, 120 Volt Direct Spark Ignition	120V AC 350 mA	Remote	Quick Connect Terminals	102-138V AC 50/60 Hz	0 seconds	0 seconds	No	NA	NA	4	1.5 Amps @ 120V AC
---------------	--	----------------	--------	-------------------------	----------------------	-----------	-----------	----	----	----	---	--------------------



Part Number	Description	Electrical Rating	Flame Sense Method	Connection Type	Control Voltage	Pre-Purge	Inter-Purge	Auto Reset	Hot Surface Ignitor	Ignitor - 120/240V AC	Trial for Ignition:	Gas Valve Rating
-------------	-------------	-------------------	--------------------	-----------------	-----------------	-----------	-------------	------------	---------------------	-----------------------	---------------------	------------------

35-652505-003	24 Volt Hot Surface Ignition Control	24V AC, 120V AC (L1 and L2 only), 240V AC (L1 and L2 only) 300 mA	Local / Remote	Edge Connector	18-30V AC 50/60 Hz	0 seconds	0 seconds	Yes	20 second Heat Up, 120/240V AC, 5 Amps Max	20 Sec. Heat Up	7	2.0 Amps @ 24V AC
---------------	--------------------------------------	---	----------------	----------------	--------------------	-----------	-----------	-----	--	-----------------	---	-------------------

35-655800-003	35-65 Series, 24 Volt Hot Surface Ignition 120/240	24V AC, 120V AC (L1 and L2 only), 240V AC (L1 and L2 only) 300 mA	Local / Remote	Edge Connector	18-30V AC 50/60 Hz	0 seconds	0 seconds	Yes	40 second Heat Up, 120/240V AC, 5 Amps Max	40 Sec. Heat Up	7	2.0 Amps @ 24V AC
---------------	--	---	----------------	----------------	--------------------	-----------	-----------	-----	--	-----------------	---	-------------------

35-655801-013	35-65 Series, 24 Volt Hot Surface Ignition 120/240	24V AC, 120V AC (L1 and L2 only), 240V AC (L1 and L2 only) 300 mA	Local / Remote	Edge Connector	18-30V AC 50/60 Hz	0 seconds	15 seconds	Yes	40 second Heat Up, 120/240V AC, 5 Amps Max	40 Sec. Heat Up	7	2.0 Amps @ 24V AC
---------------	--	---	----------------	----------------	--------------------	-----------	------------	-----	--	-----------------	---	-------------------

35-704600-005	35-70 Series, 120 Volt Direct Spark Ignition	120V AC 350 mA	Local	Quick Connect Terminals	102-138V AC 50/60 Hz	0 seconds	0 seconds	No	NA	NA	10	1.5 Amps @ 120V AC
---------------	--	----------------	-------	-------------------------	----------------------	-----------	-----------	----	----	----	----	--------------------





HEATING



FENWAL®

1 Year Limited Warranty

IGNITION CONTROLS

05-29 Series Direct Spark Ignition

The 05-29 Series is designed for 24 VAC direct spark ignition controls and provide positive ignition of main burners when heat is required.

Part Number	Factory Part Number	Description	Electrical Rating	Flame Sense Method	Connection Type	Pre-Purge	Ignition Attempts Before Lockout	Comments
829-004	05-296466-257	05-29 Series 24 Volt Direct Spark Ignition	24 VAC 50/60 Hz	Remote	Edge Connector	30 Seconds	3	Roberts Gordon P/N 904340-00
829-005	35-605606-115	05-29 Series 24 Volt Direct Spark Ignition	24 VAC 50/60 Hz	Remote	Edge Connector	15 Seconds	3	
829-007	35-605605-115	05-29 Series 24 Volt Direct Spark Ignition	24 VAC 50/60 Hz	Local	Edge Connector	15 Seconds	3	
829-012	35-605601-007	05-29 Series 24 Volt Direct Spark Ignition	24 VAC 50/60 Hz	Remote	Edge Connector	0 seconds	1	



FENWAL®

1 Year Limited Warranty

IGNITION CONTROLS

05-30 Series Direct Spark Ignition Controls

The 05-30 Series is a 12 VDC direct spark ignition control and can work from 9VDC up to 15VDC to provide positive ignition of main burners when heat is required.

Part Number	Description	Electrical Rating	Flame Sense Method	Connection Type	Pre-Purge	Ignition Attempts Before Lockout
832-006	05-30 Series 12 VDC Direct Spark Ignition Control	9 to 15 VDC	Local	Edge Connector	15 seconds	3



Robertshaw

RoHS 1 Year Limited Warranty

FAN CONTROLS

695 Series Electronic Fan Controls

The Robertshaw 695 Series electronic blower motor controls are designed for use on heating and cooling equipment.

Part Number	Description	Temperature Range	Control Voltage	Input Voltage
695-200	Electronic Blower Control	-22° to 149°F	24V AC	120V AC



Robertshaw

RoHS 1 Year Limited Warranty

TRANSFORMERS

620 Series Transformers

620 Series Transformers are available in a wide variety of models from universal enclosed to single voltage open frame models.

Part Number	Description	Rating (VA)	Primary Voltage	Primary Lead Length	Secondary Voltage	Agency Rating	Secondary Lead Length
620-202*	Plug-In Transformer	20VA	120V AC, 50/60 Hz	Plug-in	24V AC, 50/60 Hz	UL 1411	Screw terminals



*Cross Reference: Robertshaw - 620-202 = White-Rodgers - 5401A-1

For Our Complete Cross Reference Visit www.robertshaw.com



HEATING



620 Series Transformers – Continued

Part Number	Description	Rating (VA)	Primary Voltage	Primary Lead Length	Secondary Voltage	Agency Rating	Secondary Lead Length
 620-205	Foot-Mounted Transformer	20VA	120V AC, 50/60 Hz	8" (203mm)	24V AC, 50/60 Hz	UL 1411	8" (203mm)
 620-402*	Universal Mounting - Foot, 4x4 Plate or Hub Mount Transformer	48VA (Combined total output of all 3 secondaries)	120/208/240V AC, 50/60 Hz	8" (203mm)	2.5/12/24V, 50/60 Hz or a combination of 2.5 & 24V, 50/60 Hz or 12 & 24V, 50/60 Hz	UL 1411	8" (203mm)
 620-403*	Universal Mounting - Foot, 4x4 Plate or Hub Mount Transformer	40VA	120V AC, 50/60 Hz	8" (203mm)	24V AC, 50/60 Hz	UL 1411	8" (203mm)
 620-404*	Universal Mounting - Foot, 4x4 Plate or Hub Mount Transformer	40VA	208/240V AC, 50/60 Hz	8" (203mm)	24V AC, 50/60 Hz	UL 1411	8" (203mm)
 620-405*	Foot-Mounted Transformer	40VA	120V AC, 50/60 Hz	8" (203mm)	24V AC, 50/60 Hz	UL 1411	8" (203mm)
 620-482*	Foot-Mounted Transformer	40VA	120/208/240V AC, 50/60 Hz	8" (203mm)	24V AC, 50/60 Hz	UL 1411	8" (203mm)
 620-501	Universal Mounting - Foot, 4x4 Plate or Hub Mount	50VA	120/208/240V AC, 50/60 Hz	8" (203mm)	28V AC, 50/60 Hz	UL 1411	Screw terminals
 620-502*	Universal Mounting - Foot, 4x4 Plate or Hub Mount Transformer	50VA	120/208/240V AC, 50/60 Hz	8" (203mm)	24V AC, 50/60 Hz	UL 1411	8" (203mm)
 620-503*	Universal Mounting - Foot, 4x4 Plate or Hub Mount Transformer	75VA	120/208/240/480V AC, 50/60 Hz	8" (203mm)	24V AC, 50/60 Hz	UL 1411	8" (203mm)

*Cross Reference: Robertshaw - 620-402 = Honeywell - AT150F1022, AT87A1106 and White-Rodgers - 90-T40M3; Robertshaw - 620-403 = Honeywell - AT72D1683 and White-Rodgers - 90-T40M1; Robertshaw - 620-404 = Honeywell - AT72D1691 and White-Rodgers - 90-T40M2; Robertshaw - 620-405 = Honeywell - AT40A1121 and White-Rodgers - 90-T40F1; Robertshaw - 620-482 = Honeywell - AT140B1214 and White-Rodgers - 90-T75C3; Robertshaw - 620-502 = Honeywell - AT140A1042 and White-Rodgers - 90-T50F3; Robertshaw - 620-503 = Honeywell - AT175A1008



HEATING



Robertshaw
IgnitorPro



IGNITORS

Universal Ignitors Series

The Robertshaw® IgnitorPro® Universal Ignitors are the perfect truck stock item. All universal ignitors replace over 150 ignitors currently used in the field. To allow for universal applications, mounting brackets and hardware are included.



41-802N



41-803



41-803N

Part Number	Description	Heating Element	Warranty Duration	Part Number	Description	Heating Element	Warranty Duration
41-802N*	Universal Hot Surface Ignitor	Flat blade	3 years	41-803N*	Universal Hot Surface Ignitor	Silicone Nitride	3 year
41-803	Universal Hot Surface Ignitor	Flat blade	1 year				

*Cross Reference: Robertshaw - 41-802N = Honeywell - Q3200U1004 and White-Rodgers - 21D64-44; Cross Reference: Robertshaw - 41-803N = White-Rodgers - 21D64-2

Robertshaw.

1 Year
Limited
Warranty

IGNITORS

Hot Surface Furnace Ignitors Series

The Robertshaw® Carbide Series Hot Surface Ignitors deliver dependable ignition in heating systems of every description: furnaces, boilers, rooftop heaters, infrared burners, unit heaters, water heaters, and many other types of HVAC equipment. Go with Robertshaw Ignitors, a trusted brand in heating controls for over 100 years.










	Part Number	Factory Part Number	Description	Ceramic Block Style	Lead Wire Length	Terminal Connector Type
	41-401	271A	Hot Surface Furnace Ignitor (Carbide)	A	4-1/2" (114mm)	A
	41-402	271W	Hot Surface Furnace Ignitor (Carbide)	B	19" (483mm)	None
	41-403	271M	Hot Surface Furnace Ignitor (Carbide)	C	5-1/2" (140mm)	None
	41-404	271M	Hot Surface Furnace Ignitor (Carbide)	C	4-1/2" (114mm)	D
	41-405	271D	Hot Surface Furnace Ignitor (Carbide)	D	5-1/2" (140mm)	None
	41-406	271Y	Hot Surface Furnace Ignitor (Carbide)	E	10-1/2" (267mm)	None
	41-407	271	Hot Surface Furnace Ignitor (Carbide)	C	4-1/2" (114mm)	B



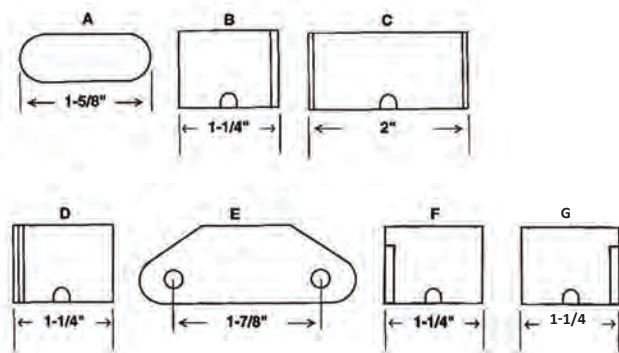
HEATING



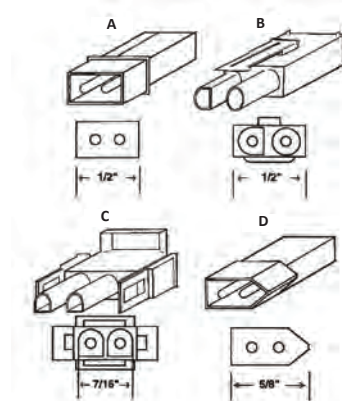
Hot Surface Furnace Ignitors Series – Continued

	Part Number	Factory Part Number	Description	Ceramic Block Style	Lead Wire Length	Terminal Connector Type
	41-408	271N	Hot Surface Furnace Ignitor (Carbide)	B	5" (127mm)	C
	41-409	271	Hot Surface Furnace Ignitor (Carbide)	C	4-1/2" (114mm)	D
	41-410	271N	Hot Surface Furnace Ignitor (Carbide)	B	4-1/2" (114mm)	B
	41-411	271N	Hot Surface Furnace Ignitor (Carbide)	B	4-1/2" (114mm)	C
	41-412	271NM	Hot Surface Furnace Ignitor (Carbide)	F	5-1/4" (121mm)	D
	41-413	201C	Hot Surface Furnace Ignitor (Carbide)	2" (51mm) long by 1-3/8" (16mm) dia.	1-3/8" (16mm)	1/4" (6mm) Q.C.
	41-414	217NM	Hot Surface Furnace Ignitor (Carbide)	F	5-1/4" (133mm)	D
	41-418	271NM	Hot Surface Furnace Ignitor (Carbide)	B	5-1/4" (133mm)	C
	41-419	271	Hot Surface Furnace Ignitor (Carbide)	G	5" (127mm)	D

Ceramic Block Styles



Terminal Block Styles





HEATING







Robertshaw®

1 Year Limited Warranty

IGNITORS

41-600 Series Hot Surface Mini-Ignitors

The 41-600 Series deliver dependable ignition in all heating systems. The mini-ignitor's three-second heat-up time, in combination with its small size, have been embraced by gas furnace OEMs. Engineered for easy handling, simple installation and trouble-free operation.

	Part Number	Factory Part Number	Description	Ceramic Block Style	Replaces
	41-602	601TB	Hot Surface Furnace Mini-Ignitor	None	Amana 20165702, White-Rodgers 767A-378 Goodman 0130F000085 Goodman 20165703S
	41-603	601XBM	Hot Surface Furnace Mini-Ignitor	2.5" (63.5mm)	York International 025-33421-000 White-Rodgers 767A-378
	41-604	601XBM	Hot Surface Furnace Mini-Ignitor	4" (102mm)	Armstrong 44744-2
	41-605	601XBM + Harness & Brackets	Hot Surface Furnace Mini-Ignitor	2.5" (63.5mm)	York Conversion Kit 473-20937-001

Robertshaw®





1 Year Limited Warranty

PILOTS

1800 Series Pilots

The 1810-100 Universal 2BLC Pilot Uni-Kit® is designed to replace the obsolete Model 2B/2BLC Pilot which is no longer in production. The kit includes fittings for 1/4" tubing and an adaptor and fittings to adapt to 3/16" tubing. The 1819-001 quick dropout pilot assembly is designed for those applications (usually LP Gas) that require a quick dropout of the safety magnet when pilot flame is lost.

	Part Number	Description	Electrodes	Two-Lead Thermopile	Lo-Mass (ODS) Thermocouple
	1810-100	Universal 2BLC Pilot Uni-Kit	NA	NA	NA
	1819-001	Quick Dropout Pilot	18" (457mm) leads	24" (610mm) leads	18" (457mm)



HEATING







Robertshaw

1 Year Limited Warranty

PILOTS

1820 Series Pilots

The 1820 Series Pilot Uni-Kits are designed to replace hard-to-find ITT-General PG9 type pilots. A special 1/4" tubing adaptor is typically provided with nut and ball sleeve. Uni-Kits are available with and without a 32" (810mm) thermopile. The series feature many flame pattern types and mounting brackets to meet your application needs.

Part Number	Series Application	Flame Pattern	Lead Length	Includes	Comments
 1820-009	PG9 Replacement Pilot Uni-Kit	90° Right Hand	36"	1950-532 Thermopile & Orifice	Natural and LP Gas orifices included.
 1820-019	PG9 Replacement Pilot Uni-Kit	90° Left Hand	36" (914mm)	1950-532 Thermopile & Orifice	Natural and LP Gas orifices included.
 1820-029	PG9 Replacement Pilot Uni-Kit	90° Right Hand	NA	Pilot Only	Natural and LP Gas orifices included.
 1820-039	PG9 Replacement Pilot Uni-Kit	90° Left Hand	NA	Pilot Only	Natural and LP Gas orifices included.

Robertshaw




1 Year Limited Warranty

PILOTS

1830-700 Series Pilot Uni-Kits

The 1830-700 Series Pilot Uni-Kits® are designed for use with the OEM-style Pilot Ignition systems. These pilots can be used to replace existing pilot assemblies or for retrofitting standing pilot applications when an exact replacement is desired.

WARNING: This product can expose you to chemicals including lead, which is known to the State of California to cause cancer and birth defects, or other reproductive harm. For more information, go to www.P65Warnings.ca.gov.











Part Number	Factory Part Number	Description	Flame Pattern	Lead Length	Comments
 1830-702	2S-2	Pilot Electrode Series	Standard	13"	
 1830-703	2SL-2	Pilot Electrode Series	25° Left	16"	
 1830-704	2SR-2	Pilot Electrode Series	25° Right	30"	



HEATING



1830-700 Series Pilot Uni-Kits – *Continued*








	Part Number	Factory Part Number	Description	Flame Pattern	Lead Length	Comments
	1830-705	2S-6	Pilot Electrode Series	Standard	24"	
	1830-706	2SR-6ER	Pilot Electrode Series	25° Right	24"	
	1830-707	2SL-6EL	Pilot Electrode Series	25° Left	48"	
	1830-708	3S-10	Pilot Electrode Series	180°	24"	
	1830-709	3S-1F	Pilot Electrode Series	180°	13"	
	1830-711	4S-6EL	Pilot Electrode Series	3-Way	13"	
	1830-712	6S30-6	Pilot Electrode Series	3-Way	18"	
	1830-716	5SHL-1	Pilot Electrode Series	90° Left	24"	Piezo Receptacle fits .093 diameter pin termina
	1830-717	6S14-2ER	Pilot Electrode Series	3-Way	24"	
	1830-718	2S-60	Pilot Electrode Series	Standard	24"	



HEATING



1830-700 Series Pilot Uni-Kits – Continued

	Part Number	Factory Part Number	Description	Flame Pattern	Lead Length	Comments
	1830-721	2SHL-1	Pilot Electrode Series	25° Left	24"	
	1830-722	5SL-6	Pilot Electrode Series	90° Left	48"	Piezo Receptacle fits .093 diameter pin termina
	1830-726	2S-2ER	Pilot Electrode Series	Standard	36"	
	1830-732	3S2-2	Pilot Electrode Series	Standard	13"	
	1830-733	2SL-60	Pilot Electrode Series	25° Left	24"	
	1830-734	5SL-2ER	Pilot Electrode Series	Left	36"	
	1830-740	3SL-2	Pilot Electrode Series	Left	42"	



Robertshaw®

PILOTS

1830 Series Electronic Pilot Burner with Safety Switch

The Robertshaw® 1830 Series Pilot Burner Safety Switch is an ignition control with an embedded safety switch. The control's sensing technology automatically detects when a flame is not present and shuts off gas flow to help prevent an unsafe condition. This hard-to-find part is a key replacement component for over 1,700 Carrier, Payne, and Bryant and Daynight (BPD) furnace models.



Part Number	Description	Application	Dimensions	Electrical Rating	Orifice Siz	Inlet Pressure	Input Rating
1830-620	Electronic Pilot Burner with Safety Switch	Furnaces	4.7"L x 3"W x .7"H	30V AC, 60 Hz, 1 Amp	0.017	7.0" W.C.	950 BTU/Hr
1830-620K	Electronic Pilot Burner with Safety Switch, Includes the 10-680 Spark Ignitor	Furnaces	4.7"L x 3"W x .7"H	30V AC, 60 Hz, 1 Amp	0.017	7.0" W.C.	950 BTU/Hr

*Cross Reference: Robertshaw - 1830-620 = Carrier LH6805333, LH68005



HEATING



Robertshaw










1 Year Limited Warranty

PILOTS

1830 Series Pilots

Applications include domestic and commercial standing pilot furnaces and are engineered to be compatible with all Robertshaw thermocouples as well as most competitive units. Uni-Kit models include an adaptor that converts a threaded thermocouple/thermopile model 2CH to a snap-in thermocouple type, model 2C.

WARNING: This product can expose you to chemicals including lead, which is known to the State of California to cause cancer and birth defects, or other reproductive harm. For more information, go to www.P65Warnings.ca.gov.












Part Number	Factory Part Number	Description	Flame Pattern	Hood Type	Mounting Bracket	Includes	Comments
 1830-001	2CH-6	2CH & 2C Incinerator-Target Pilot Uni-Kit	Standard	2	6	Orifice	Natural Gas and LP Gas
 1830-002	5CHL-6	2CH & 2C Incinerator-Target Pilot Uni-Kit	90° Left Hand	5	6	Orifice	Natural Gas and LP Gas
 1830-003	5CH-6	2CH & 2C Incinerator-Target Pilot Uni-Kit	90° Right Hand	5	6	Orifice	Natural Gas and LP Gas
 1830-004	2CHL-6	2CH & 2C Incinerator-Target Pilot Uni-Kit	25° Left Hand	2	6	Orifice	Natural Gas and LP Gas
 1830-005	4CH-6	2CH & 2C Incinerator-Target Pilot Uni-Kit	3-Way	4	6	Orifice	Natural Gas and LP Gas
 1830-007	3CHL-2	2CH & 2C Incinerator-Target Pilot Uni-Kit	Left Hand	3	2	Orifice	Natural Gas and LP Gas
 1830-010	3CH-6	2CH & 2C Incinerator-Target Pilot Uni-Kit	180°	3	6	Orifice	Natural Gas and LP Gas
 1830-015	3CH-4	2CH & 2C Incinerator-Target Pilot Uni-Kit	Standard	3	4	Orifice	Natural Gas and LP Gas
 1830-018	3C-1	2CH & 2C Incinerator-Target Pilot Uni-Kit	Standard	3	1	Orifice	Natural Gas and LP Gas



HEATING



1830 Series Pilots – Continued

	Part Number	Factory Part Number	Description	Flame Pattern	Hood Type	Mounting Bracket	Includes	Comments
	1830-019	6CH14-2	2CH & 2C Incinerator-Target Pilot Uni-Kit	3-Way	6	2	Orifice	Natural Gas and LP Gas
	1830-110	2CH-1	2CH & 2C Incinerator-Target Pilot Uni-Kit	Standard	2	1	Orifice	Natural Gas and LP Gas
	1830-111	2CHL-1	2CH & 2C Incinerator-Target Pilot Uni-Kit	25° Left Hand	2	1	Orifice	Natural Gas and LP Gas
	1830-112	2CHR-1	2CH & 2C Incinerator-Target Pilot Uni-Kit	25° Right Hand	2	1	Orifice	Natural Gas and LP Gas
	1830-113	3CHA-1	2CH & 2C Incinerator-Target Pilot Uni-Kit	180°	3	1	Orifice	Natural Gas and LP Gas
	1830-115	2CH-10	2CH & 2C Incinerator-Target Pilot Uni-Kit	Standard	2	10	Orifice	Natural Gas and LP Gas, 3/16" tubing
	1830-210	2CH-2	2CH & 2C Incinerator-Target Pilot Uni-Kit	Standard	2	2	Orifice	Natural Gas and LP Gas
	1830-211	2CHL-2	2CH & 2C Incinerator-Target Pilot Uni-Kit	25° Left Hand	2	2	Orifice	Natural Gas and LP Gas
	1830-212	2CHR-2	2CH & 2C Incinerator-Target Pilot Uni-Kit	25° Right Hand	2	2	Orifice	Natural Gas and LP Gas
	1830-213	4CHA-2	2CH & 2C Incinerator-Target Pilot Uni-Kit	3-Way	4	2	Orifice	Natural Gas and LP Gas
	1830-312	2CHR-3	2CH & 2C Incinerator-Target Pilot Uni-Kit	25° Right Hand	2	3	Orifice	Natural Gas and LP Gas



HEATING



1830 Series Pilots – Continued

	Part Number	Factory Part Number	Description	Flame Pattern	Hood Type	Mounting Bracket	Includes	Comments
	1830-489	6CH14-6	2CH & 2C Incinerator-Target Pilot Uni-Kit	3-Way	6	6	Orifice	Natural Gas and LP Gas
	1830-490	6CH24-6	2CH & 2C Incinerator-Target Pilot Uni-Kit	3-Way	6	6	Orifice	Natural Gas and LP Gas
	1830-491	6CH14-10	2CH & 2C Incinerator-Target Pilot Uni-Kit	3-Way	6	6	Orifice	Natural Gas and LP Gas
	1830-501	2CHL-10	2CH & 2C Incinerator-Target Pilot Uni-Kit	25° Left Hand	2	10	Orifice	Natural Gas and LP Gas
	1830-502	3CH-10	2CH & 2C Incinerator-Target Pilot Uni-Kit	Standard	3	10	Orifice	Natural Gas and LP Gas
	1830-601	2C-2	2CH & 2C Incinerator-Target Pilot Uni-Kit	Standard	2	2	Orifice	Natural Gas and LP Gas, Hood reversed - points away from thermocouple

Product Drawings

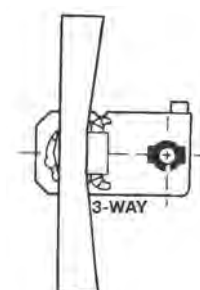
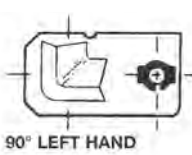
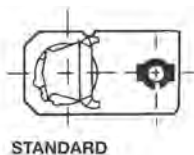
Hood Type



Mounting Bracket Type



Flame Pattern Type





HEATING



Robertshaw






1 Year Limited Warranty

PILOTS

Universal Pilot Mounting Ignitor Sensors

The Robertshaw® Universal Pilot Mounting Ignitor Sensor is primarily used with the 712 series intermittent pilot ignition Uni-Kit®.

Part Number	Description	Lead Length	Comments
	1751-715 J Bracket combination electrode/sensor assembly. Provides universal adaptability to thermocouple-type pilots	NA	Used with ignition control units SP715 & SP735 flame rectification systems in retrofit applications
	1751-729 Universal Pilot Mounting Ignitor Sensor	24"	Includes all necessary mounting hardware
	1751-749 Universal Pilot Mounting Ignitor Sensor	72"	Includes all necessary mounting hardware



Robertshaw

THERMOCOUPLES 1900 Series Thermocouples

Applications include domestic and commercial standing pilot furnaces and appliances. Thermocouples are placed in gas applications to detect existence of a flame for safety purposes by shutting off the potential gas flow to a burner.

WARNING: This product can expose you to chemicals including lead, which is known to the State of California to cause cancer and birth defects, or other reproductive harm. For more information, go to www.P65Warnings.ca.gov.

1 Year Limited Warranty

Part Number	Description	Lead Length
1900-024	25 to 30 Millivolt Thermocouple	24" (60cm)
1900-030	25 to 30 Millivolt Thermocouple	30" (76cm)
1900-036	25 to 30 Millivolt Thermocouple	36" (91cm)
1900-048	25 to 30 Millivolt Thermocouple	48" (120cm)
1900-072	25 to 30 Millivolt Thermocouple	72" (182cm)



HEATING



Robertshaw.

THERMOCOUPLES 1960 Series Thermocouples

The 1960 Series Thermocouple is a special low-mass or quick dropout thermocouple, usually found on applications that require an oxygen depletion system on the thermo safety or on many LP gas applications that require a quick dropout of the thermo safety if there is a loss of pilot flame.

WARNING: This product can expose you to chemicals including lead, which is known to the State of California to cause cancer and birth defects, or other reproductive harm. For more information, go to www.P65Warnings.ca.gov.

1 Year Limited Warranty

Part Number	Description	Lead Length
1960-027	Low Mass Thermocouple	27" (68cm)

Robertshaw.



THERMOCOUPLES 1970 Series Thermocouples

The 1970 Series Thermocouples include either a special low-mass or quick dropout thermocouple and are used on applications that require an oxygen depletion system on the thermo safety or are found on LP gas applications that require a quick dropout of the thermo safety if there is a loss of pilot flame. The Robertshaw 1970 Series Uni-Couple® design allows for installation to virtually all pilot burners.

WARNING: This product can expose you to chemicals including lead, which is known to the State of California to cause cancer and birth defects, or other reproductive harm. For more information, go to www.P65Warnings.ca.gov.

1 Year Limited Warranty

Part Number	Description	Lead Length
1970-018	Uni-Couple 25 to 30 Millivolt Thermocouple	18" (45cm)
1970-024	Uni-Couple 25 to 30 Millivolt Thermocouple	24" (60cm)
1970-030	Uni-Couple 25 to 30 Millivolt Thermocouple	30" (76cm)
1970-036	Uni-Couple 25 to 30 Millivolt Thermocouple	36" (91cm)
1970-048	Uni-Couple 25 to 30 Millivolt Thermocouple	48" (120cm)
1970-060	Uni-Couple 25 to 30 Millivolt Thermocouple	60" (152cm)
1970-072	Uni-Couple 25 to 30 Millivolt Thermocouple	72" (182cm)



Robertshaw.



THERMOCOUPLES 1980 Series Snap-Fit® Thermocouples

The 1980 Series Snap-Fit® Thermocouples offer easy installation into the majority of pilot burners. Designed without complicated adaptors, but with extra insulation that the brass sheath provides under high ambient temperatures.

1 Year Limited Warranty

Part Number	Description	Lead Length
1980-012	Snap-Fit 25 to 30 Millivolt Thermocouple	12" (30cm)
1980-018*	Snap-Fit 25 to 30 Millivolt Thermocouple	18" (45cm)
1980-024*	Snap-Fit 25 to 30 Millivolt Thermocouple	24" (60cm)
1980-030*	Snap-Fit 25 to 30 Millivolt Thermocouple	30" (12cm)
1980-036*	Snap-Fit 25 to 30 Millivolt Thermocouple	36" (91cm)
1980-048*	Snap-Fit 25 to 30 Millivolt Thermocouple	48" (120cm)
1980-060	Snap-Fit 25 to 30 Millivolt Thermocouple	60" (152cm)
1980-072	Snap-Fit 25 to 30 Millivolt Thermocouple	72" (182cm)
1980-818 †	Snap-Fit 25 to 30 Millivolt Thermocouple	18" (45cm)
1980-824 †	Snap-Fit 25 to 30 Millivolt Thermocouple	24" (60cm)
1980-830 †	Snap-Fit 25 to 30 Millivolt Thermocouple	30" (12cm)
1980-836 †	Snap-Fit 25 to 30 Millivolt Thermocouple	36" (91cm)

† For sale only in Canada

*Cross Reference: Robertshaw - 1980-018 = Honeywell - H06E-18 and White-Rodgers - Q340A1066; Robertshaw - 1980-024 = Honeywell - H06E-24 and White-Rodgers - Q340A1074; Robertshaw - 1980-030 = Honeywell - H06E-30 and White-Rodgers - Q340A1082; Robertshaw - 1980-036 = Honeywell - H06E-36 and White-Rodgers - Q340A1090; Robertshaw - 1980-048 = Honeywell - H06E-48 and White-Rodgers - Q340A1108



HEATING



Robertshaw













THERMOPILES

1950 & 1951 Thermopiles

Robertshaw® thermopiles are the industry leader for gas appliance applications. Their primary function is to ensure a standing pilot light is operative so that on a call for heat, the main burner gas will be properly ignited. Thermopiles are used to detect the existence of a flame for safety purposes by shutting off the potential gas flow to a burner.

WARNING: This product can expose you to chemicals including lead, which is known to the State of California to cause cancer and birth defects, or other reproductive harm. For more information, go to www.P65Warnings.ca.gov.

	Part Number	Description	Electrical Rating	Lead Length	Connection Type
	1950-001	Thermopile	250mV - 750mV AC	36"	Two Lead
	1950-002	Thermopile	250mV - 750mV AC	48"	Two Lead
	1950-003	Thermopile	250mV - 750mV AC	60"	Two Lead
	1950-018	Thermopile	250mV - 750mV AC	18"	Two Lead
	1950-518	Thermopile	250mV - 750mV AC	18"	Two Lead
	1950-532	Thermopile	250mV - 750mV AC	36"	Two Lead
	1950-548	Thermopile	250mV - 750mV AC	48"	Two Lead
	1950-560	Thermopile	250mV - 750mV AC	60"	Two Lead
	1951-001	Thermopile	250mV - 750mV AC	36"	Coaxial
	1951-536	Thermopile	250mV - 750mV AC	36"	Coaxial



HEATING






MERSEN

3 Year Limited Warranty 5 Year Limited Warranty

SURGE PROTECTION

Surge-Trap Series Surge Protective Devices

Applications include residential A/C units including mini-splits, furnaces, and air handlers; commercial and industrial models are flexible in both line or load installation applications for branch panel or individual equipment protection. Designed with industry leading Mersen TPMOV technology, compact footprint designed to align easily with AC disconnect switches, and easy to read LED status indicators.

Part Number	Description	Electrical Rating	Modes of Protection	Surge Capacity	Nominal Discharge Current	Short Circuit Rating	Max. Continuous Operating Voltage	Voltage Protection Rating	Flammability	End-of-Life LED Indicator	Wire Length	Operating Temperature	Mounting Type	Warranty Duration
 STX-H240S05	Surge Protective Device	120/240V AC, 50/60 Hz, Single Phase	3	50 kA	20 kA	201 kA	NA	L-L 1000, L-N 150; Note: L-N = Line to Neutral, L-L = Line to line, L-G = Line to Ground, N-G = Neutral to Ground	UL94-5VA	Yes	Pre-wired 18" 10 AWG	-40°F to 185°F (-40°C to 85°C)	1/2" - 14 threaded hub. Includes sealing locking washer. 1/2" knockouts with 18" leads	3-year warranty
 STX-R480Y05	Surge Protective Device	277/480V AC, 50/60 Hz, 3 Phase WYE	10	50 kA	20 kA	200 kA	L-L 640, L-N 320, L-G 470, N-G 150; Note: L-N = Line to Neutral, L-L = Line to line, L-G = Line to Ground, N-G = Neutral to Ground	L-L 2000, L-N 1200, L-G 1800, N-G 700; Note: L-N = Line to Neutral, L-L = Line to line, L-G = Line to Ground, N-G = Neutral to Ground	UL94-5VA	Yes	Pre-wired 18" 10 AWG	-40°F to 185°F (-40°C to 85°C)	1/2" - 14 threaded hub. Includes sealing locking washer. 1/2" knockouts with 18" leads	5-year warranty
 STX-R480Y05A	Surge Protective Device with optional audible alarm and remote dry contacts	277/480V AC, 50/60 Hz, 3 Phase WYE	NA	50 kA	20 kA	200 kA	L-L 640, L-N 32-, L-G 470, N-G 150; Note: L-N = Line to Neutral, L-L = Line to line, L-G = Line to Ground, N-G = Neutral to Ground	L-L 2000, L-N 1200-, L-G 1800, N-G 700; Note: L-N = Line to Neutral, L-L = Line to line, L-G = Line to Ground, N-G = Neutral to Ground	UL94-5VA	Yes	Pre-wired 3' (1m) 10 AWG	-40°F to 185°F (-40°C to 85°C)	3/4" - 14 threaded hub includes locking washer, 3/4" knockouts with 3' leads, Optional mounting bracket or surface mount applications	5-year warranty

Robertshaw



RoHS




2 Year Limited Warranty

AIR PRESSURE SENSING SWITCHES

Air Pressure Sensing Switch Series

Designed to replace a wide variety of air sensing switches found in residential and light commercial applications including furnaces, electronic air cleaners and humidifiers. Each switch has a field adjustable setpoint and includes mounting hardware and an adjustment tool for easy installation and calibration.

Part Number	Description	Electrical Rating	Switch	Temperature Range	Electrical Connections	Maximum Pressure	Set Point Range
 10-650	Sensing Probe Kit with 7" Probe	NA	NA	-40°F to 190°F (-40°C to 88°C)	3/16" Flexible Rubber Tubing	NA	NA

For Our Complete Cross Reference Visit www.robertshaw.com



HEATING



Air Pressure Sensing Switch Series – Continued


	Part Number	Description	Electrical Rating	Switch	Temperature Range	Electrical Connections	Maximum Pressure	Set Point Range
	2374-495	Adjustable Air Sensing Switch	5 Amps @ 120-277V AC 5 Amps @ 28V DC 1 Amp Pilot Duty 120VA	SPDT	-40°F to 190°F (-40°C to 88°C)	NA	0.5 PSI	0.25" to 1.0" WC
	2374-498	Adjustable Air Sensing Switch	5 Amps @ 120-277V AC 5 Amps @ 28V DC 1 Amp Pilot Duty 120VA	SPDT	-40°F to 190°F (-40°C to 88°C)	NA	0.5 PSI	1.0" to 4.0" WC
	2374-499	Adjustable Air Sensing Switch	5 Amps @ 120-277V AC 5 Amps @ 28V DC 1 Amp Pilot Duty 120VA	SPDT	-40°F to 190°F (-40°C to 88°C)	NA	0.5 PSI	NA
	2374-500	Adjustable Air Sensing Switch	5 Amps @ 120-277V AC 5 Amps @ 28V DC 1 Amp Pilot Duty 120VA	SPDT	-40°F to 190°F (-40°C to 88°C)	NA	0.5 PSI	NA
	2374-501	Adjustable Air Sensing Switch	5 Amps @ 120-277V AC 5 Amps @ 28V DC 1 Amp Pilot Duty 120VA	SPDT	-40°F to 190°F (-40°C to 88°C)	NA	0.5 PSI	NA
	2374-502	Adjustable Air Sensing Switch	5 Amps @ 120-277V AC 5 Amps @ 28V DC 1 Amp Pilot Duty 120VA	SPDT	-40°F to 190°F (-40°C to 88°C)	NA	0.5 PSI	NA
	2374-503	Adjustable Air Sensing Switch	5 Amps @ 120-277V AC 5 Amps @ 28V DC 1 Amp Pilot Duty 120VA	SPDT	-40°F to 190°F (-40°C to 88°C)	NA	0.5 PSI	NA
	2374-504	Adjustable Air Sensing Switch	5 Amps @ 120-277V AC 5 Amps @ 28V DC 1 Amp Pilot Duty 120VA	SPDT	-40°F to 190°F (-40°C to 88°C)	NA	0.5 PSI	NA
	2374-506	Adjustable Air Sensing Switch	5 Amps @ 120-277V AC 5 Amps @ 28V DC 1 Amp Pilot Duty 120VA	SPDT	-40°F to 190°F (-40°C to 88°C)	NA	0.5 PSI	NA
	2374-507	Adjustable Air Sensing Switch	5 Amps @ 120-277V AC 5 Amps @ 28V DC 1 Amp Pilot Duty 120VA	SPDT	-40°F to 190°F (-40°C to 88°C)	NA	0.5 PSI	NA
	2374-508	Adjustable Air Sensing Switch	5 Amps @ 120-277V AC 5 Amps @ 28V DC 1 Amp Pilot Duty 120VA	SPDT	-40°F to 190°F (-40°C to 88°C)	NA	0.5 PSI	NA
	2374-509	Adjustable Air Sensing Switch	5 Amps @ 120-277V AC 5 Amps @ 28V DC 1 Amp Pilot Duty 120VA	SPDT	-40°F to 190°F (-40°C to 88°C)	NA	0.5 PSI	NA



HEATING



Air Pressure Sensing Switch Series – Continued

Part Number	Description	Electrical Rating	Switch	Temperature Range	Electrical Connections	Maximum Pressure	Set Point Range
 2374-510	Universal Air Pressure Sensing Switch	SPDT, SPST Electrical Load: 1/10 Hp @ 120 to 277V AC; 28VA Pilot Duty @ 24V AC; 125VA Pilot Duty @ 120V AC. SPST Electrical Load: 5 Amps Resistive @ 24, 120, 277V AC	NA	-40°F to 190°F (-40°C to 88°C)	Silver Contacts	NA	0.10" to 10.0" W.C.

*Cross Reference: Robertshaw - 2374-510 = Honeywell - AP5208-30



RoHS





2 Year Limited Warranty

FIREPLACE CONTROLS

Fireplace Remote Controls Series

Designed to be used on decorative gas fireplaces, this compact receiver installs in minutes onto the millivolt gas valve or compatible 24 Volt gas valve. The kit provides an economical upgrade solution for turning your fireplace on and off from anywhere in the room. For safety, this remote has a childproof feature to lock the remote.

Part Number	Description	Electrical Rating	Temperature Range	Temperature Control Range	Temperature Setting	Manual/Automatic
 55643	Universal Fireplace Remote Control Kit - Manual Only	6V DC, 2.2 Amps, 350 MHz	14°F to 150°F	45°F to 90°F	No	Manual
 55644	Universal Fireplace Remote Control Kit - Automatic with Temperature and Timer Settings	6V DC, 2.2 Amps, 350 MHz	14°F to 150°F	45°F to 90°F	Yes	Manual and Automatic



ACTUATORS

SmartX PIBCV Valves and Actuators Series

Applications include temperature control of chillers, air handling units, heat exchanges and terminal units such as fan coils, induction units and radiant panels. Features include a compact design integrating the valve, flow limiter and pressure regulator, and a modular design enables straightforward installation.

1 Year Limited Warranty

Part Number	Description	Size	Electrical Rating	Temperature Range	Flow Rate	Valve Design
VP220E-40S-018-U231*	Valve Assembly	1.5"	24V AC, 24V DC	-13°F to 149°F (-25°C to 65°C)	18 GPM	FLPR (Floating and Proportional)
VP228E-15LN-L10-S101*	Valve Assembly	.5"	24V AC	-40°F to 158°F (-40°C to 70°C)	1 GPM	PR (Proportional)
VP228E-15LN-L10-U301*	Valve Assembly	.5"	24V AC	32°F to 55°F (0°C to 131°C)	1 GPM	FLPR (Floating and Proportional)
VP228E-15S-L15-S101*	Valve Assembly	.5"	24V AC	-40°F to 158°F (-40°C to 70°C)	1.5 GPM	PR (Proportional)

*For sale only in Canada



HEATING



SmartX PIBCV Valves and Actuators Series – Continued

Part Number	Description	Size	Electrical Rating	Temperature Range	Flow Rate	Valve Design
VP228E-15S-L20-S101*	Valve Assembly	.5"	24V AC	-40°F to 158°F (-40°C to 70°C)	2 GPM	PR (Proportional)
VP228E-15SN-L20-S101*	Valve Assembly	.5"	24V AC	-40°F to 158°F (-40°C to 70°C)	2 GPM	PR (Proportional)
VP228E-15SN-L20-U301*	Valve Assembly	.5"	24V AC	32°F to 55°F (0°C to 131°C)	1.5 GPM	FLPR (Floating and Proportional)
VP228E-20S-L40-S101*	Valve Assembly	.75"	24V AC	-40°F to 158°F (-40°C to 70°C)	4 GPM	PR (Proportional)
VP228E-20S-L40-U201*	Valve Assembly	.75"	24V AC	32°F to 55°F (0°C to 131°C)	4 GPM	FLPR (Floating and Proportional)
VP229E-15HN-L25-S101*	Valve Assembly	.5"	24V AC	-40°F to 158°F (-40°C to 70°C)	2.5 GPM	PR (Proportional)
VP229E-15HN-L35-U301*	Valve Assembly	.5"	24V AC	32°F to 55°F (0°C to 131°C)	3.5 GPM	FLPR (Floating and Proportional)
VP229E-25S-L75-S101*	Valve Assembly	1"	24V AC	-40°F to 158°F (-40°C to 70°C)	7.5 GPM	PR (Proportional)
VP229E-32S-014-S101*	Valve Assembly	1.25"	24V AC	-40°F to 158°F (-40°C to 70°C)	14 GPM	PR (Proportional)
VP229E-32S-014-U201*	Valve Assembly	1.25"	24V AC	32°F to 55°F (0°C to 131°C)	14 GPM	FLPR (Floating and Proportional)

*For sale only in Canada



Schneider Electric

ACTUATORS Smart PIBCV Actuators Series

The Smart Pressure Independent Balancing and Control Valves (PIBCV) Series are automatic balancing and control valves that provide flow limitation with full control authority over hydronic regulation. Typical applications are temperature control of chillers, air handling units, heat exchanges and terminal units such as fan coils, induction units and radiant panels.

1 Year Limited Warranty

Part Number	Description	Size	Electrical Rating	Temperature Range	Flow Rate	Valve Design
VP228E-15SN-L15-S101*	Valve Assembly	.5"	24V AC	-40°F to 158°F (-40°C to 70°C)	1.5 GPM	PR (Proportional)

*For sale only in Canada

Schneider Electric

ACTUATORS Erie® PopTop Two-Position Zone Valves & Actuators Series

Designed to control hot and chilled water in terminal unit applications such as fan coil units and baseboard heating. One-handed engagement or removal of the motorized actuator to the valve body makes installation easy.

1 Year Limited Warranty



Part Number	Description	Electrical Rating	Spring Return Valve Function	Temperature Range	Lead Wire Length	Comments
AG13A020*	Motorized Actuator	24V AC, 50/60 Hz	Normally Closed	32°F to 200°F (Fluid) @ 104°F (Ambient) (0°C to 93°C @ 40°C)	18" (45.7cm)	
AG13A02A*	Motorized Actuator	24V AC, 50/60 Hz	Normally Closed	32°F to 200°F (Fluid) @ 104°F (Ambient) (0°C to 93°C @ 40°C)	18" (45.7cm)	Includes auxiliary end switch
AG13B020*	Motorized Actuator	110-120V AC, 60 Hz	Normally Closed	32°F to 200°F (Fluid) @ 104°F (Ambient) (0°C to 93°C @ 40°C)	18" (45.7cm)	
AG23A020*	Motorized Actuator	24V AC, 50/60 Hz	Normally Open	32°F to 200°F (Fluid) @ 104°F (Ambient) (0°C to 93°C @ 40°C)	18" (45.7cm)	
AG23A02A*	Motorized Actuator	24V AC, 50/60 Hz	Normally Open	32°F to 200°F (Fluid) @ 104°F (Ambient) (0°C to 93°C @ 40°C)	18" (45.7cm)	Includes auxiliary end switch





*For sale only in Canada




HEATING



Erie® PopTop Two-Position Zone Valves & Actuators Series – *Continued*

	Part Number	Description	Size	Body Style	Connection Type	Flow Setting
	VT2323*	Zone Valve	3/4"	2-Way	Threaded NPT	3.5 Cv (3 Kv)
	VT2343*	Zone Valve	3/4"	2-Way	Inverted Flare	3.5 Cv (3 Kv)
	VT2427*	Zone Valve	1"	2-Way	Threaded NPT	8 Cv (7 Kv)
	VT3343*	Zone Valve	3/4"	3-Way	Inverted Flare	4 Cv (3.5 Kv)

*For sale only in Canada

	Part Number	Description	Diameter	Length
	436-252*	Sweat Female Tube & Nut Assembly	Diameter Size: 3/4" Tubing	1-27/32"

*For sale only in Canada



FENWAL®



ELECTRODE/SENSOR ASSEMBLIES

Electrode/Sensor Assemblies

Electrode and sensor assemblies are an integral part of the ignition system for gas-fired equipment and ensure reliable ignition, optimal performance and long service life over a wide range of operating conditions.

	Part Number	Description
	10-850	Universal Electrode
	10-870	Spark Electrode



HEATING








Robertshaw



1 Year Limited Warranty

FLAME SENSORS Heating Sensors Series

Our Flame Sensor Assembly and Replacement Sensors have high temperature Kanthol sensor rods that will withstand 1800°F (982°C). The sensor rod is 4" long and can be cut and bent to match an original unit. Excellent replacement for most manufacturers' flame sensors.

	Part Number	Description	Comments
	10-224	Replacement 2C Style Sensor/Ignitor	
	10-227	Replacement S1 Sensor	S1 Sensor has 1/4" quick connect terminal
	10-347	S2 Sensor Designed to fit a 1830 style pilot with "thermopile" (large) opening. Comes with 10-204 thermopile fitting	
	10-681	Flame Sensor	Replaces Carrier LH33WZ511
	10-760*	Universal Flame Sensor Assembly	Full Assembly

*Cross Reference: Robertshaw - 10-760 = White-Rodgers - 760-401



Robertshaw

HEATING ACCESSORIES Heating Shank Extension Series

Shank Extension increases length of 1-1/4" and 1-3/8" shank models to approximately 3".

1 Year Limited Warranty

Part Number	Description	Comments
10-250	Shank Extension	Engineered for 110 series water heating gas valves accessory

Robertshaw

HEATING ACCESSORIES 600 Series Heating Relays

The 600 Series Enclosed Fan Relays are excellent replacements for the Essex/RBM type 84 and 184. The 600 series relays are used on a wide variety of heating and air conditioning systems to provide relay switching in a compact size.

1 Year Limited Warranty

Part Number	Description	Model	Relay Type	Coil Voltage	Contact Rating Voltage	Contact Rating Inductive FLA	Contact Rating Inductive LRA	Contact Rating Resistive Amps
600-291*	600 Series Enclosed Fan Relays	Standard Duty	SPDT NO	110/120V AC	120, 250V AC	8	25	16
600-294*	600 Series Enclosed Fan Relays	Standard Duty	SPDT	110/120V AC	120, 250V AC	8	18	8

*Cross Reference: Robertshaw - 600-291 = White-Rodgers - 90-290, 90-290Q; Robertshaw - 600-294 = White-Rodgers - 90-294, 90-294Q



HEATING









Robertshaw®

1 Year Limited Warranty

HEATING ACCESSORIES

Heating Dial Series

The Robertshaw® line of replacement gas dials for gas valves come in many colors with various options.

	Part Number	Description
	10-135	Temperature dial on 7000 series hydraulic valves
	10-381	Red dial on-off pilot for R110 series
	11-006	Red dial on standard 110 series control
	11-047	Red dial -140°F
	1751-012	Beige knob dial
	1751-028	Knob for 710 Series-Black


Robertshaw®

1 Year Limited Warranty

HEATING ACCESSORIES

Heating Adaptor Series

A variety of Heating adaptors are available for your application needs.




	Part Number	Description
	10-038	Adaptor to test thermocouple and thermopile closed circuit



HEATING



Heating Adaptor Series – *Continued*

	Part Number	Description
	10-391	Spark plug adaptor M spark plug to 1/4" female spade
	1751-009	Gas Valve Stem Adaptor
	1922-001	Adaptor with 6" leads 1922-001 adaptor allows the high limit switch to be connected into the thermocouple circuit on valves without the slotted magnet.



Robertshaw®

1 Year Limited Warranty

HEATING ACCESSORIES

Energy Cut-Off Switch Wire Assembly Series

With a high limit lead wire, assembly fits into slotted magnet on gas valves to allow hookup with an external ECO (energy cut-off) switch.

	Part Number	Description
	10-258	18" Energy Cut-Off Switch
	10-428	36" Energy Cut-Off Switch

FENWAL®

1 Year Limited Warranty

HEATING ACCESSORIES Cable and Harnesses

Our High Voltage Cable is 27" (5mm) cable with 1/4" Quick Connect terminal and 90° angle spark plug connector.

Part Number	Description
10-801	High Voltage Cable 27" (5mm) cable with 1/4" Quick Connect terminal and 90° angle spark plug connector



HEATING



Robertshaw.

HEATING ACCESSORIES Pilot Gas Solenoid Valve Series

These "D" type 2-wire Pilot Gas Solenoid Valves used on factory model types 7000 DEHC and 7000 DERHC.

1 Year Limited Warranty

Part Number	Description	Comments
1750-016	Pilot Gas Solenoid Valve	Hi-Capacity model





Robertshaw.

HEATING ACCESSORIES Pilot Orifices Series

Used in heating and cooking applications, we have the right orifice for your project.

1 Year Limited Warranty

Part Number	Description	Gas Type	Orifice Siz	Pilot Usage	Tube Size	Comments
10-066	1890, 1898 Orifice	Natural Gas	.018	#70 & #71	3/16"	
10-067	1890, 1898 Orifice	LP Gas	.010	#70 & #71	3/16"	
10-021	1820, 1830 Series Pilot Orifice for Heating or Cooking	Natural Gas	.018	NA	3/16" or 1/4"	
10-114	1820, 1830 Series Pilot Orifice for Heating or Cooking	LP Gas	.010	NA	3/16" or 1/4"	
10-209	1820, 1830 Series Pilot Orifice for Heating or Cooking	Natural Gas	.026	NA	3/16" or 1/4"	
10-210	1820, 1830 Series Pilot Orifice for Heating or Cooking	LP Gas	.016	NA	3/16" or 1/4"	
10-211	1820, 1830 Series Pilot Orifice for Heating or Cooking	LP Gas	.011	NA	3/16" or 1/4"	
10-212	1820, 1830 Series Pilot Orifice for Heating or Cooking	Natural Gas	.014	NA	3/16" or 1/4"	
10-261	1800, 1810 (2B, 2BLC, 9B), 1820, and 1830 (2C, 2CH, 2S, 2SH) Pilot Orific	LP Gas	.0088	NA	3/16" or 1/4"	

Part Number	Description	Gas Type	Orifice Size	Pilot Usage	Tube Size	Comments
 10-166	1800, 1810 (2B, 2BLC, 9B) Pilot Orific	LP Gas	.011	NA	NA	For Use with 1810-100 Uni-Pilot Kit only
 10-168	1800, 1810 (2B, 2BLC, 9B) Pilot Orific	Natural Gas	.018	NA	NA	For Use with 1810-100 Uni-Pilot Kit only



HEATING



Robertshaw

1 Year Limited Warranty

HEATING ACCESSORIES Unitrol Replacement Gasket Series

Find the right replacement gasket for 24V, 120V and 240V, millivolt and manual operators.





Part Number	Description	Series Application
10-108	Replacement Gasket for 24V, 120V and 240V, millivolt and manual operators.	Operator gasket

Robertshaw

1 Year Limited Warranty

HEATING ACCESSORIES 4590 Series Plugs

Find the right plug or bushing for your needs.

	Part Number	Description	Bulk Order Pack
	4590-040	1/8" Plug	Package of 12
	4590-163	1/4" Plug	Package of 6
	4590-165	1/2" Plug	Package of 6
	4590-226	Flush Bushing 1" MPT x 3/4" FPT	Package of 6



HEATING



Robertshaw®







1 Year Limited Warranty

HEATING ACCESSORIES

4590 Series Breakaway Ferrules

The Robertshaw® 4590 Series Breakaway Ferrules are used for attaching tubing to gas valves. Applications include heating, cooking and water heating.

WARNING: This product can expose you to chemicals including lead, which is known to the State of California to cause cancer and birth defects, or other reproductive harm. For more information, go to www.P65Warnings.ca.gov.

	Part Number	Description	Size	Quantity
	4590-065	Breakaway Ferrules	1/8" Tubing	Package of 15
	4590-067	Breakaway Ferrules	3/16" Tubing	Package of 15
	4590-069	Breakaway Ferrules	1/4" Tubing	Package of 15
	4590-071	Breakaway Ferrules	3/8" Tubing	Package of 6
	4590-072	Breakaway Ferrules	7/16" Tubing	Package of 6
	4590-816	Extended Breakaway Ferrules	1/4" Extended	Package of 15

Robertshaw®

1 Year Limited Warranty

HEATING ACCESSORIES

10-600 Series Electronic Fan Controls

Find the right accessories for your electronic fan control needs.

	Part Number	Description	Comment
	10-660	Fusible Link	Replaces Carrier HY660001, P421-1010, 307566-701



HEATING



10-600 Series Electronic Fan Controls – *Continued*

	Part Number	Description	Comment
	10-661	Fusible Link	Replaces Carrier HY10LF286

	10-680	Electrode Assembly	Replaces Carrier LH680512
--	--------	--------------------	---------------------------


Robertshaw[®]

1 Year Limited Warranty

HEATING ACCESSORIES

Service Products and Parts Series

Find the right service parts and accessories for all your heating needs.

	Part Number	Description	Size	Length	Quantity	Comments
	11-193	Aluminum Tubing	1/4"	50'		
	11-195	Aluminum Tubing	3/8"	50'		
	11-293	Aluminum Tubing	1/4"	5'		with fitting
	4590-121	1/4" Tubing Compression Nuts	1/4"	NA	Package of 12	

Appendix

Safety Warning: Any work on gas valves or equipment should be performed by a qualified service technician only. Please do not attempt any repairs or replacement if you are not qualified. Serious injury can occur from improper installation or usage.

Disclaimer: The cross references provided in this catalog are intended to be functional equivalents and not exact matches of products listed. Robertshaw assumes no liability in connection with the information contained herein and makes no representations regarding the accuracy of any such information. Final selection of a replacement product is the sole responsibility of the buyer.

GAS VALVE SELECTION CHECKLIST GUIDELINES

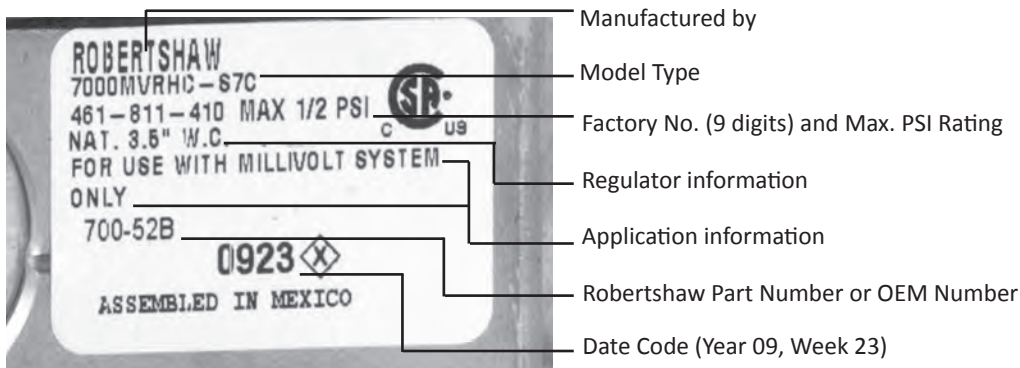
Always check the following with any gas valve retrofit application:

1. Check capacity
2. Check inlet and outlet sizes
3. Determine if the valve is non-regulated
 - a. Check if the pressure regulator requires adjusting
4. Determine if the replacement requires straight-thru
5. Determine if the application is LP or Natural Gas
 - a. For LP gas, a separate pressure regulator may be required
6. Determine if the pilot needs to be plugged
7. Determine if the valve is slow opening
8. Determine if a transformer is required
9. Determine if the replacement shaft and hub will require assembly
10. Check OEM and replacement manuals for proper installation instructions

HOW TO READ AND INTERPRET A GAS VALVE LABEL

To identify your valve type, locate the red or white factory label on the valve body.

Note: It is essential to write down the nine digit factory number correctly.



An OEM valve may have an OEM part number instead of the Robertshaw part number. The cross reference on the following pages will cross most nine digit factory numbers or OEM part numbers to the Robertshaw numbers.

Gas valves with white labels are usually manufactured to be used on natural gas applications. Red labels indicate the valves are usually manufactured to be used on LP gas applications.

Any additional characters after the nine digit factory number are used for shipping purposes and should be ignored when cross referencing.

Appendix

FACTORY MODEL CODE IDENTIFICATION

Factory Model Number			DESCRIPTION
7000	7000LC	7000HC	
•			A Unitrol® 7000 Body with small diameter valve seat. 100,000 BTU
•			B Unitrol 7000 Body with large diameter valve seat. 240,000 or 300,000 BTU
•			BB Unitrol 7000 Body with medium diameter valve seat - Intrinsicly "non-hunting"
•	•	•	7010 Unitrol 7000 Body without a gas cock
•			CSTR Convertible Hydraulic Actuator - From natural to LP gas
•		•	D Solenoid Valve - Pilot Gas - Single coil operated on AC
•	•	•	E Electric Actuator - 24V AC
•	•	•	E12 Electric Actuator - 12V DC
•	•	•	E120 Electric Actuator - 120V AC
•	•	•	E240 Electric Actuator - 240V AC
•	•	•	F Factory Fixed (not adjustable regulator setting 3.0" to 7.0" W.C.)
•		•	GO Bleed Gas Operated Actuator
•	•	•	GS Gas Cock Safety - with gas cock and safety valve - no main valve
•	•	•	GV Gas Valve without a safety valve - No Safety Magnet
•			-1H Remote dual hydraulic type - dual bellows
•	•		HC High Capacity Body
		•	HHC High Capacity Body CSA rated for limited horizontal or vertical mounting. Can be replaced by HC model
•		•	IPER Intermittent Pilot Ignition Gas Valve - regulated
•		•	L Relight Interlock type. A European requirement
•	•		LC Low Capacity Body - 710 Series
•	•	•	LP For Liquefied Petroleum Gases
•	•	•	M Manual Actuator
•		•	MS Millivolt Safety Magnet - uses thermopile type safety
•	•	•	MV Millivolt Actuator
•		•	P Regulator Pressure Range (1.4" to 3.6" W.C.)
•	•	•	R Regulator Type
•		•	RB Adjustable (High - Low) pressure regulator adjusts percentage of output. -4 = 60% of full fl w -5 = 70% of full fl w -6 = 80% of full fl w

Factory Model Number			DESCRIPTION
7000	7000LC	7000HC	
•	•	•	RC Convertible regulator from Natural Gas to LP and back
		•	RN Negative Pressure Regulator
•			R1 Class I and II Natural Gas Pressure Regulator
•	•	•	R2 Two-Stage pressure regulator valve opens to percentage of full fl w as indicated by the number -1 = 30% of full fl w -2 = 40% of full fl w -3 = 50% of full fl w -4 = 60% of full fl w -5 = 70% of full fl w -6 = 80% of full fl w
•	•	•	S Hydraulic Snap-Acting Actuator - non regulated
•			SR Hydraulic Snap-Acting Actuator - Regulated
•		•	ST Hydraulic Snap - Throttle Actuator, but set-up for use on a specific gas; Natural Gas only or LP gas only. Non-regulated number indicates percentage of By-Pass flow. -1 = 30% of full fl w -2 = 40% of full fl w -3 = 50% of full fl w -4 = 60% of full fl w -5 = 70% of full fl w
•		•	STR Hydraulic Snap-Throttle Actuator, regulator number indicates percentage of By-Pass fl w. -1 = 30% of full fl w -2 = 40% of full fl w -3 = 50% of full fl w -4 = 60% of full fl w -5 = 70% of full fl w
•		•	S7 Slow Opening devices with either a plastic body or a metal body Orifice Valve Assembly A = 0 to 5 seconds to full fl w B = 5 to 10 seconds to full fl w C = 10 to 30 seconds to full fl w

Appendix

GAS VALVE CROSS REFERENCE FOR UNI-LINE® PARTS

Factory Number	Uni-Line Number	Factory Number	Uni-Line Number	Factory Number	Uni-Line Number
220RLPTS8P	110-285	7000BMSGOR	700-887	7200ERCS-2	720-472
220RLPTS8P	110-280	7000BMV	700-503	7200ERCS-2	720-474
220RLPTSP	110-262	7000BMV	700-505	7200ER-S7C	720-403
220RLPTSP	110-265	7000BMVR	700-504	7200IPER	720-079
220RTSP	110-202	7000BMVR	700-508	7200IPER2-4	720-082
7000AERB-3-LP-S7C	700-435	7000BMVR	700-506	7200IPER-S7C	720-072
7000AERB-5-S7C	700-434	7000BMVR-LP	700-515	7200IPER-S7C	720-070
7000AM	700-101	7000BMVR-S7C	700-511	7200IPER-SO-4	720-081
7000AMSGO	700-881	7000BMVR-S7C	700-507	7222DER	722-051
7000AMSGOR-LP	700-888	7000DEHC-S7C	700-058	7222DERC	722-053
7000AMV	700-501	7000DER2-HC-4-S7C	700-064	7222IPER	722-079
7000AMVR	700-502	7000DERHC	700-057	R103RCTSLPPA	110-503
7000AS	700-201	7000DERHC-S7C	700-059	R103RVTSLP	110-507
7000ASR	700-202	7000EHC-120-S7C	700-455	R103RVTSLP	110-509
7000AST-3	700-203	7000EHC-S7C	700-441	R103RVTSLPPA	110-501
7000AST-LP-3	700-204	7000ERHC-120-S7C	700-456	R103RVTSLPPA	110-504
7000ASTR-3	700-205	7000ERHC-S7C	700-442	R103RVTSLPPA	110-508
7000ASTR-4	700-213	7000ERLC	710-402	R110RCTS-PC	110-203
7000BDER2-3-LP-S7C	700-051	7000GORHC-S7B	700-824	R110RCTS-PC	110-204
7000BDER2-4-S7A	700-053	7000MLC	710-101	R110RTS	110-326
7000BDER-LP-S7A	700-055	7000MRHC-S7C	700-114	R110RTS8P	110-353
7000BDER-S7A	700-056	7000MRLC	710-102	R110RTSP	110-206
7000BE	700-401	7000MVLC	710-501		
7000BE-120	700-453	7000MVRB-5-LC	710-503		
7000BER	700-402	7000MVRB-5-LC	710-511		
7000BER	700-400	7000MVRHC-S7C	700-522		
7000BER	700-406	7000MVRLC	710-508		
7000BER-120	700-454	7000MVRLC	710-502		
7000BER-120	700-452	7000SLC	710-201		
7000BER-240	700-464	7000SLC	710-218		
7000BER-S7A	700-426	7000SLC	710-203		
7000BER-S7C	700-428	7000SRLC	710-205		
7000BGOR-S7B	700-804	7010BGVMV	700-514		
7000BGO-S7B	700-803	7010BGVMV	700-513		
7000BGVE	700-417	7010BGVMV	700-513		
7000BGVER	700-422	7200DER	720-051		
7000BGVER	700-424	7200DERCS-1	720-055		
7000BGVER2-4	700-413	7200DER-S7C	720-050		
7000BGVER-S36	700-416	7200DER-SO-3	720-054		
7000BM	700-105	7200ER	720-402		
7000BMR	700-106	7200ER	720-400		
7000BMSER	700-409	7200ER	720-406		
7000BMSER-120	700-470	7200ER	720-404		
7000BMSGOR	700-886	7200ERC	720-007		

Index

10-021	45	35-605601-101	22	110-262	13
10-038	43	35-605606-111	22	110-265	13
10-066	45	35-605606-223	22	110-280	13
10-067	45	35-605912-553	22	110-285	13
10-114	45	35-630501-001	22	110-326	14
10-135	43	35-652505-003	22	110-353	14
10-166	45	35-655800-003	22	110-501	14
10-168	45	35-655801-013	22	110-503	14
10-209	45	35-704600-005	22	110-504	14
10-210	45	35-705601-001	22	110-507	14
10-211	45	41-401	25	110-508	14
10-212	45	41-402	25	110-509	14
10-224	42	41-403	25	110-510	14
10-227	42	41-404	25	110-C309	14
10-250	42	41-405	25	110-C319	14
10-258	44	41-406	25	436-252	41
10-261	45	41-407	25	600-291	42
10-347	42	41-408	26	600-294	42
10-381	43	41-409	26	620-202	23
10-391	44	41-410	26	620-205	24
10-428	44	41-411	26	620-402	24
10-650	37	41-412	26	620-403	24
10-660	47	41-413	26	620-404	24
10-661	48	41-414	26	620-405	24
10-680	48	41-418	26	620-482	24
10-681	42	41-419	26	620-501	24
10-760	42	41-602	27	620-502	24
10-801	44	41-603	27	620-503	24
10-850	41	41-604	27	695-200	23
10-870	41	41-605	27	700-049	2
11-006	43	41-802N	25	700-051	7
11-047	43	41-803	25	700-053	7
11-193	48	41-803N	25	700-055	2
11-195	48	110-202	13	700-056	2
11-293	48	110-203	13	700-057	2
35-605601-003	22	110-204	13	700-058	2
35-605601-005	22	110-206	13	700-059	2

Index

700-064	7	700-505	3	712-017	16
700-101	5	700-506	3	712-019	16
700-105	5	700-507	3	712-020	17
700-106	5	700-508	3	712-022	17
700-114	5	700-511	3	712-029	17
700-201	7	700-513	3	720-007	10
700-204	7	700-515	3	720-050	11
700-205	7	700-516	4	720-051	11
700-213	7	700-522	4	720-054	11
700-400	4	705-401	8	720-055	12
700-401	4	705-402	8	720-070	11
700-402	4	705-452	8	720-072	11
700-406	4	705-461	8	720-079	12
700-409	4	705-462	8	720-081	12
700-413	5	705-501	8	720-082	12
700-416	5	705-502	8	720-400	11
700-417	5	710-101	9	720-402	11
700-422	6	710-102	9	720-403	10
700-424	6	710-201	9	720-404	11
700-426	4	710-203	9	720-406	10
700-428	4	710-205	9	720-472	10
700-434	4	710-218	9	720-474	10
700-435	4	710-296	15	720-C400	11
700-441	4	710-402	9	720-C404	11
700-442	5	710-501	9	722-051	12
700-452	6	710-502	9	722-053	12
700-453	6	710-503	10	722-079	12
700-454	6	710-507	10	780-001	20
700-456	6	710-508	10	780-002	20
700-464	6	710-509	10	780-003	20
700-466	6	710-511	10	780-501	20
700-470	6	712-005	16	780-502	20
700-473	5	712-006	16	780-503	20
700-501	2	712-008	16	780-504	20
700-502	3	712-009	16	780-511	20
700-503	3	712-015	16	780-704	20
700-504	3	712-016	16	780-705	20

Index

780-715	20	1751-028	43	1830-501	33
780-735	20	1751-714	19	1830-502	33
780-746	20	1751-715	34	1830-601	33
780-781	21	1751-718	19	1830-620	30
780-783	21	1751-719	19	1830-620K	30
780-785	21	1751-721	19	1830-702	28
780-787	21	1751-729	34	1830-703	28
780-790	21	1751-749	34	1830-704	28
780-845	21	1810-100	27	1830-705	29
785-001	17	1819-001	27	1830-706	29
785-002	17	1820-009	28	1830-707	29
790-015	21	1820-019	28	1830-708	29
790-017	21	1820-029	28	1830-709	29
790-325	21	1820-039	28	1830-711	29
790-400	21	1830-001	31	1830-712	29
790-500	21	1830-002	31	1830-716	29
790-507	21	1830-003	31	1830-717	29
829-004	23	1830-004	31	1830-718	29
829-005	23	1830-005	31	1830-721	30
829-007	23	1830-007	31	1830-722	30
829-012	23	1830-010	31	1830-726	30
832-006	23	1830-015	31	1830-732	30
1750-016	45	1830-018	31	1830-733	30
1751-003	18	1830-019	32	1830-734	30
1751-004	18	1830-110	32	1830-740	30
1751-005	18	1830-111	32	1900-024	34
1751-007	18	1830-112	32	1900-030	34
1751-009	44	1830-113	32	1900-036	34
1751-012	43	1830-115	32	1900-048	34
1751-013	18	1830-210	32	1900-072	34
1751-016	18	1830-211	32	1922-001	44
1751-018	18	1830-212	32	1950-001	36
1751-019	18	1830-213	32	1950-002	36
1751-020	18	1830-312	32	1950-003	36
1751-021	19	1830-489	33	1950-018	36
1751-024	19	1830-490	33	1950-518	36
1751-025	19	1830-491	33	1950-532	36

Index

1950-548	36	4590-065	47	VP228E-15SN-L20-U301	40
1950-560	36	4590-067	47	VP228E-20S-L40-S101	40
1951-001	36	4590-069	47	VP228E-20S-L40-U201	40
1951-536	36	4590-071	47	VP229E-15HN-L25-S101	40
1970-018	35	4590-072	47	VP229E-15HN-L35-U301	40
1970-024	35	4590-121	48	VP229E-25S-L75-S101	40
1970-030	35	4590-163	46	VP229E-32S-014-S101	40
1970-036	35	4590-165	46	VP229E-32S-014-U201	40
1970-048	35	4590-226	46	VT2323	41
1970-060	35	4590-816	47	VT2343	41
1970-072	35	5600-310	15	VT2427	41
1980-012	35	5600-311	15	VT3343	41
1980-018	35	5600-411	15	W	
1980-024	35	55643	39	WH9	15
1980-030	35	55644	39	WH9WL6	15
1980-036	35	66705	13		
1980-048	35	359811491A	2		
1980-060	35	A			
1980-072	35	AG13A02A	40		
1980-818	35	AG13A020	40		
1980-824	35	AG13B020	40		
1980-830	35	AG23A02A	40		
1980-836	35	AG23A020	40		
2374-495	38	S			
2374-498	38	STXH240S05	37		
2374-499	38	STXR480Y05	37		
2374-500	38	STXR480Y05A	37		
2374-501	38	U			
2374-502	38	Uni-Kit360	17		
2374-503	38	V			
2374-504	38	VP220E-40S-018-U231	39		
2374-506	38	VP228E-15LN-L10-S101	39		
2374-507	38	VP228E-15LN-L10-U301	39		
2374-508	38	VP228E-15S-L15-S101	39		
2374-509	38	VP228E-15S-L20-S101	40		
2374-510	39	VP228E-15SN-L15-S101	40		
4590-040	46	VP228E-15SN-L20-S101	40		

Information contained in this catalog is for informational purposes only. Robertshaw® and its affiliates (collectively referred to as “Robertshaw”) do not warrant or make any representations regarding the use or the results of the use of the materials contained in this catalog in terms of their correctness, accuracy, timeliness, reliability or otherwise. Robertshaw will not be responsible for typographical or other errors or omissions regarding prices or other information. New content will be added to this catalog periodically, and while Robertshaw will attempt to keep information accurate, the accuracy of the information provided cannot be guaranteed. Information contained in this catalog is subject to change without notice.

All products sold by Robertshaw are designed for specific applications and Robertshaw shall have no responsibility, and the product warranty shall be void, if buyer uses any product for any application for which it is not designed and/or intended. Robertshaw assumes no liability in connection with the information contained in the cross reference of this catalog. Final selection of a replacement product is the sole responsibility of the buyer.

All purchases made through this catalog shall be subject to Robertshaw General Terms and Conditions of Sale, which are located at <https://www.robertshaw.com/Terms-and-Conditions/> Under no circumstances shall Robertshaw be liable to any person or business entity for any direct, indirect, special, incidental, consequential, punitive, or other damages based on any use of this catalog including, without limitation, any lost profits or revenue, loss of contracts, loss of anticipated savings, loss of goodwill, loss of production, business interruption, or increase in operating costs, even if Robertshaw has been advised of the possibility of such damages.

No portion of this catalog may be reproduced without the written permission of an authorized representative of Robertshaw.

©2019 Robertshaw

Robertshaw®

RANCO®

PARAGON®



Robertshaw

Customer Service Telephone (Americas) +1.800.304.6563
Customer Service Facsimile (Americas) +1.800.426.0804
HVACCustomerService@robertshaw.com

Robertshaw®, Ranco®, Paragon®, Uni-Kit®, Robertshaw® IgnitorPro™, Unitrol®, Uni-couple®, and Uni-Line® are trademarks of Robertshaw, its subsidiaries and/or affiliated companies. All other brands mentioned in this report may be the trademarks of their respective owners.

www.robertshaw.com
©2019 Robertshaw
06/19 – 150-2713