


MODEL	REF	CUSTOMER	HP	VOLTS	AMPS	HZ	RPM	ROTATION	CATALOG NO.	DESCRIPTION / REMARKS
KA55HXSGR-9929		STANDARD	1/4	230	1.6	60	1625/3 SPD	CCW LEAD END	8725	

#16 GREEN GROUND LEAD TO BE 6.000±.250 BETWEEN CENTERS OF TERMS. TERM. TO FIT #10 SCREW

AUTOMATIC THERMAL PROTECTOR

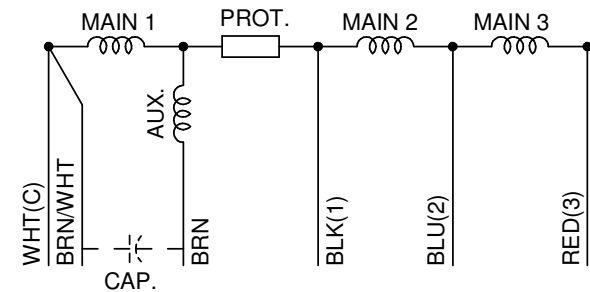
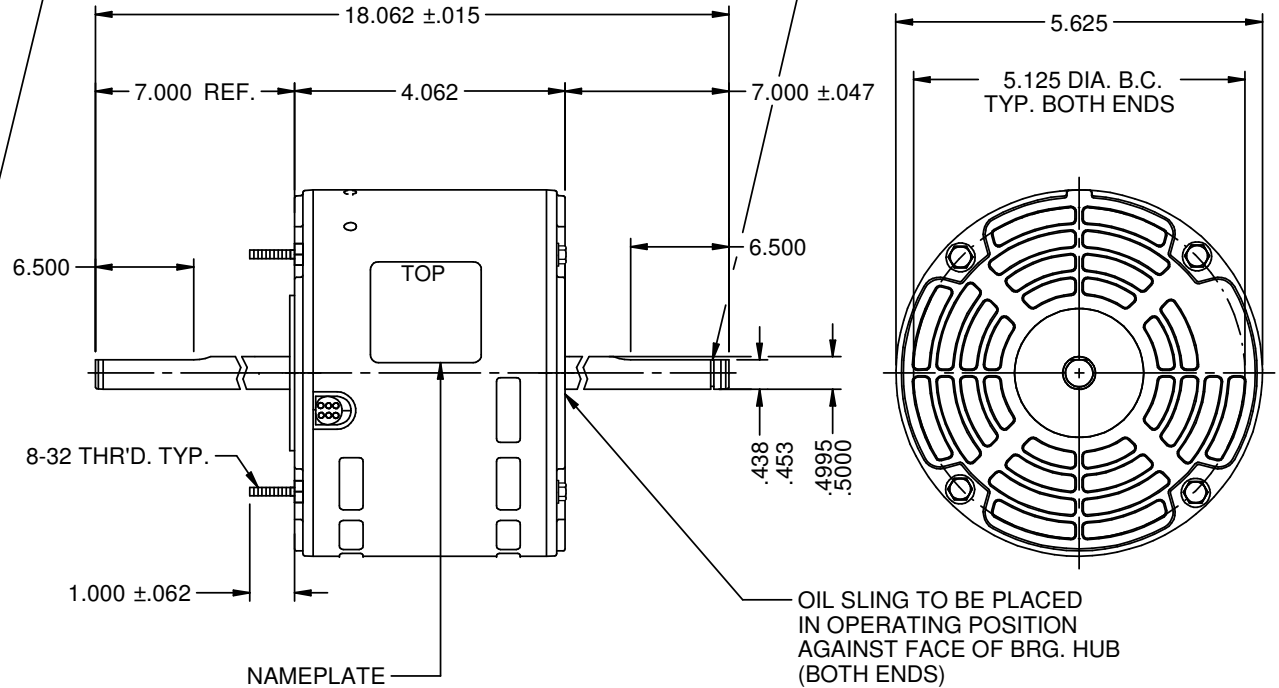


.750±.062 SKINNED

6 LEADS #18, .031 THICK INSUL. TO EXTEND BEYOND MOTOR:  
 WHT(C)= 24.000 +2-0, BLK(1)= 24.000 +2-0  
 BLU(2)= 24.000 +2-0, RED(3)= 24.000 +2-0  
 BRN/WHT= 24.000 +2-0, BRN= 24.000 +2-0  
 FIGURES ARE PRINTED ON LEAD.  
 LEADS TO BE PROTECTED WITH A GROMMET

(2) .250 STRAIGHT TYPE Q.C. TERM. WITH INSUL. GRIP ON BROWN AND BRN/WHT LEADS

IDENTIFICATION GROOVE THIS END



NIDEC MOTOR CORPORATION 25-May-17

REFER TO S.E.I.M. 24-1

REVISION RECORD FOR: E28700	
CREATED DRAWING:	
ISSUED BY: G. MEDINA	ENGINEER APPROVED: H. NAVARRO

DIMENSIONS ARE FOR REFERENCE ONLY

UNLESS TOLERANCE IS SPECIFIED

<b>NIDEC MOTOR CORPORATION</b>			
INFORMATION DISCLOSED ON THIS DOCUMENT IS CONSIDERED PROPRIETARY AND SHALL NOT BE REPRODUCED OR DISCLOSED WITHOUT WRITTEN CONSENT OF NIDEC MOTOR CORPORATION			
TITLE		CODE	ITEM NO.
CUSTOMER DETAIL DRAWING		V02	815752
		REV	SHEET NUMBER
		-	1 OF 3
		REVISION DATE: 23-MAY-17	
		DWG SIZE	B